


Burleson County, Texas



Fiscal Year 2025 Adopted Budget

This budget will raise MORE revenue from property taxes than last year's budget by an amount of \$2,809,940 which is an 17.18% increase from last year's budget. The property tax revenue to be raised from new property added to the tax roll this year is \$443,396.

The members of commissioners court voting on the adoption of the FY2025 budget:

FOR: Keith Schroeder, Dwayne Faust, Vincent Svec, David Hildebrand, Robert Urbanosky

AGAINST: none

ABSENT: none

	<u>2024</u>	<u>2023</u>
Property Tax Rate	\$0.46000	\$0.48000
No-New-Revenue Tax Rate	\$0.40052	\$0.42662
No-New-Revenue M&O Tax Rate	\$0.40014	\$0.41819
Voter-Approval Tax Rate*	\$0.46785	\$0.50732
*adjusted for sales tax		
Debt Rate	\$0.00825	\$0.01012

The total net outstanding debt on October 1, 2024 will be \$3,206,266.

TABLE OF CONTENTS

Budget Certificate.....	i
Order Setting Tax Rate.....	ii
Tax Rates & Assessed Valuation for Budget Years 1997-2024.....	iii
Property Tax Rates-No-New-Revenue Rate & Voter-Approval Rate Notice.....	iv-v
Statement of Indebtedness.....	vi
Tax Rate/Revenue Calculations.....	vii-viii
Road & Bridge Precinct Allocation Rates.....	ix
Summary of Budget Receipts and Disbursements – FY2024 Original vs. FY2025 Adopted.....	x-xiv
General Fund.....	1-2
Revenues.....	3-6
Expenditures	
County Judge.....	7
County Clerk.....	8
Veteran’s Service Officer.....	9
Non-Departmental.....	10
County Court.....	11-12
District Attorney.....	13
District Court.....	14-15
Court Coordinator.....	16
District Clerk.....	17
Justice of the Peace #1.....	18
Justice of the Peace #2.....	19
Justice of the Peace #3.....	20
Justice of the Peace #4.....	21
Compliance Officer.....	22
County Attorney.....	23-24
Elections.....	25-26
County Treasurer.....	27
Tax Assessor-Collector.....	28-29
County Auditor.....	30
Information Technology.....	31
Public Facilities.....	32-33
Fire Protection.....	34
Constable #1.....	35
Constable #2.....	36
Constable #3.....	37
Constable #4.....	38
Sheriff.....	39-40
Jail.....	42-42
Communications	43
Juvenile Correction/Probation	44
Department of Public Safety.....	45
Environmental Enforcement.....	46
Emergency Coordinator.....	47-48
911 Addressing Coordinator.....	49
Public Assistance.....	50
Health Resource Center.....	51
County Extension Agent	52
Other Expenditures.....	53-54

TABLE OF CONTENTS
(Continued)

Special Revenue Funds	
State Salary Supplement.....	55-57
Road and Bridge General.....	58-61
Road and Bridge #1.....	62-65
Road and Bridge #2.....	66-69
Road and Bridge #3.....	70-73
Road and Bridge #4.....	74-77
Sheriff's Donations-Equipment.....	78-80
Record Mgmt. & Preservation-County Clerk.....	81-83
Farm to Market Precinct #1.....	84-86
Farm to Market Precinct #2.....	87-89
Farm to Market Precinct #3.....	90-92
Farm to Market Precinct #4.....	93-95
Economic Development.....	96-98
Law Library.....	99-101
Records Preservation-District Clerk.....	102-104
Sheriff's Restitution.....	105-107
Unclaimed Money.....	108-110
Miscellaneous Grants.....	111-131
Interest & Sinking Fund.....	132-134
County & District Technology.....	135-137
Justice Court Technology.....	138-140
Sheriff/County Attorney Forfeiture.....	141-144
County Specialty Court Fund.....	145-147
Courthouse Security.....	148-152
Road Right of Way.....	153-155
Elections Contract Service Fund.....	156-158
L.E.O.S.E.....	159-161
County Attorney PreTrial Diversion Fund.....	162-164
Court Facility Fee Fund.....	165-167
Language Access Fund.....	168-170
Court-Initiated Guardians Fund.....	171-173
Tax Assessor/Collector V.I.T. Fund.....	174

Burleson County, Texas


Fiscal Year 2025 Budget Certificate

Fiscal Year October 1, 2024 through September 30, 2025


THE STATE OF TEXAS

COUNTY OF BURLESON


We, **KEITH SCHROEDER**, County Judge, **ANNA L. SCHIELACK**, County Clerk, and **JIMMY L. MYNAR**, County Auditor of Burleson County, Texas, do hereby certify that the attached budget is a true and correct copy of the Fiscal Year 2025 Budget of Burleson County, Texas, adopted on the cash basis of accounting with totals for Salaries & Wages, Benefits, Departmental Support, Repairs & Maintenance, Contractual/Professional Services, Miscellaneous, Capital Outlay, Debt Service and Transfers considered to be the budget line items and all other information considered to be supplementary information for management purposes, as passed and approved by the Commissioners' Court of Burleson County, on the 9th day of September, 2024, and appears on file in the Office of the County Clerk of Burleson County.



KEITH SCHROEDER
County Judge





ANNA L. SCHIELACK
County Clerk



JIMMY L. MYNAR
County Auditor

SUBSCRIBED and SWORN to before me, a Notary Public, on the 9th day of September 2024.





Notary Public
State of Texas

ORDER SETTING 2024 TAX RATE FOR BURLESON COUNTY, TEXAS

Whereas, it is necessary for the Burleson County Commissioners Court to set the tax levy for fiscal year 2025 in order to provide funds with which to meet the budget requirements of the County, and to pay the expenses necessarily incurred in connection with the services provided by the County to Burleson County residents: therefore,

BE IT ORDERED BY THE COMMISSIONERS COURT:

1. That there is hereby levied and there shall be assessed and collected for 2024 an ad valorem tax of \$0.46000 per \$100 assessed valuation on all taxable property within the county. **THIS RATE WILL RAISE MORE TAXES FOR MAINTENANCE AND OPERATIONS THAN LAST YEAR'S TAX RATE.**

This tax rate is hereby adopted in the following components:


General Fund Maintenance and Operation Tax Rate	\$0.24675
Road & Bridge Maintenance and Operation Tax Rate	<u>\$0.13000</u>
Total Maintenance and Operations County Rate	\$0.37675
Debt Service Tax Rate	<u>\$0.00825</u>
Total M&O plus Debt Service – (GBU) County Rate	\$0.38500
FM Lateral Road Maintenance and Operation Tax Rate	<u>\$0.07500</u>
2024 TOTAL AD VALOREM TAX RATE	<u>\$0.46000</u>

2. For actual maintenance and operations comparison purposes, a \$100,000 home (not allowing for exemptions), paid \$469.88 to Burleson County in 2023. In 2024 the same house, at the same value, would pay \$451.75 to Burleson County. In comparing the actual rate to the no-new-revenue M&O rate, **THE TAX RATE WILL EFFECTIVELY BE INCREASED BY 17.18 PERCENT AND WILL DECREASE TAXES FOR MAINTENANCE AND OPERATIONS ON A \$100,000 HOME BY APPROXIMATELY \$18.13**
3. That the Burleson County Tax Assessor-Collector is hereby authorized to assess and collect the taxes of Burleson County, Texas, employing the above Tax Rate.

ADOPTED and APPROVED on the 9th day of September 2024.

Court Members Voting Aye:

Court Members Voting Nay:




Judge Keith Schroeder

Judge Keith Schroeder



Commissioner Pct. 1, Dwayne Faust

Commissioner Pct. 1, Dwayne Faust



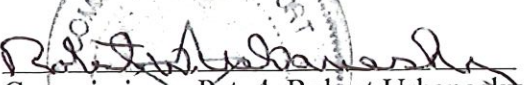
Commissioner Pct. 2, Vincent Svec

Commissioner Pct. 2, Vincent Svec




Commissioner Pct. 3, David Hildebrand

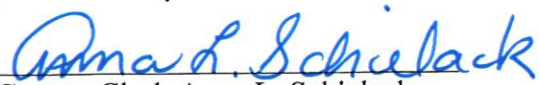
Commissioner Pct. 3, David Hildebrand



Commissioner Pct. 4, Robert Urbanosky

Commissioner Pct. 4, Robert Urbanosky



ATTEST: 
County Clerk Anna L. Schielack

**Burleson County, Texas
FY2025 Budget**

Allocation of Tax Rates

	2010 Tax Year	2012 Tax Year	2013 Tax Year	2014 Tax Year	2015 Tax Year	2016 Tax Year	2017 Tax Year	2018 Tax Year	2019 Tax Year	2020 Tax Year	2021 Tax Year	2022 Tax Year	2023 Tax Year	2024 Tax Year	% Change	% Total
General Fund	0.29336	0.26529	0.26603	0.27400	0.26177	0.29169	0.30531	0.31532	0.31776	0.31776	0.31628	0.27297	0.25988	0.24675	-5.05%	
Road & Bridge	0.16600	0.15000	0.15000	0.15000	0.15000	0.15000	0.15000	0.15000	0.15000	0.15000	0.15000	0.14000	0.13500	0.13000	-3.70%	
Interest & Sinking	0.00964	0.00871	0.00797	0.00000	0.01223	0.01331	0.01969	0.01968	0.01724	0.01724	0.01872	0.01203	0.01012	0.00825	-18.48%	
Total County Rate	0.46900	0.42400	0.42400	0.42400	0.42400	0.45500	0.47500	0.48500	0.48500	0.48500	0.48500	0.42500	0.40500	0.38500	-4.94%	
FM Lateral Road	0.07500	0.07500	0.07500	0.07500	0.07500	0.07500	0.07500	0.07500	0.07500	0.07500	0.07500	0.07500	0.07500	0.07500	0.00%	
Total Tax Rate	0.54400	0.49900	0.49900	0.49900	0.49900	0.53000	0.55000	0.56000	0.56000	0.56000	0.56000	0.50000	0.48000	0.46000	-4.17%	
Real Valuation*	614,622,839	658,482,710	668,668,706	715,445,378	805,650,282	865,407,475	1,017,141,150	1,061,445,380	1,139,699,153	1,409,714,635	1,449,011,870	1,826,869,676	2,088,838,686	2,070,492,502	-0.88%	45.69%
Personal Property							211,483,620	246,511,514	285,353,652	279,431,794	270,843,719	292,168,918	308,870,512	316,714,023	2.54%	6.99%
Mineral Valuation	588,866,030	685,257,850	658,393,150	674,216,790	788,693,090	556,379,040	301,959,040	353,779,300	695,665,610	740,529,450	642,744,800	982,748,110	1,302,897,020	2,129,071,289	63.41%	46.98%
Rolling Stock	7,840,025	7,127,188	7,895,367	9,300,056	11,607,232	13,768,021	13,699,212	14,704,092	14,255,228	14,869,175	16,035,109	16,122,607	17,112,349	15,772,900	-7.83%	0.35%
Total (GBU)	1,211,328,894	1,350,867,748	1,334,957,223	1,398,962,224	1,605,950,604	1,435,554,536	1,544,283,022	1,676,440,286	2,134,973,643	2,444,545,054	2,378,635,498	3,117,909,311	3,717,718,567	4,532,050,714 (Certified Values)	21.90%	

*Real property valuations before freeze.

	1997 Tax Year	1998 Tax Year	1999 Tax Year	2000 Tax Year	2001 Tax Year	2002 Tax Year	2003 Tax Year	2004 Tax Year	2005 Tax Year	2006 Tax Year	2007 Tax Year	2008 Tax Year	2009 Tax Year
General Fund	.25152	.27204	.34812	.35812	.35070	.36064	0.35068	0.33192	0.32192	0.28995	0.29079	0.29230	0.29292
Road & Bridge	.17723	.17100	.17100	.16100	.17100	.16100	0.17100	0.17600	0.17600	0.16600	0.16600	0.16600	0.16600
Interest & Sinking	.02537	.02201	.02371	.02371	.02113	.02119	0.02115	0.03491	0.03090	0.02705	0.02621	0.02470	0.02408
Total County Rate	.45412	.46505	.54283	.54283	.54283	.54283	0.54283	0.54283	0.52882	0.48300	0.48300	0.48300	0.48300
FM Lateral Road	.06870	.06777	.07707	.07707	.07707	.07707	0.07707	0.07707	0.07707	0.07500	0.07500	0.07500	0.07500
Total Tax Rate	.52282	.53282	.61990	.61990	.61990	0.61990	0.61990	0.61990	0.60589	0.55800	0.55800	0.55800	0.55800
Real Valuation	300,445,597	319,793,794	366,499,015	349,291,433	369,821,782	383,083,457	408,715,381	426,449,673	476,452,333	496,414,106	547,826,043	572,846,627	589,079,257
Mineral Valuation	311,967,650	302,271,390	237,025,150	285,852,910	322,621,400	297,701,600	261,495,439	298,461,550	370,024,050	499,892,200	473,178,690	527,347,260	516,443,460
Rolling Stock	2,304,833	3,789,911	3,893,174	3,681,765	3,490,049	3,898,855	4,912,966	4,695,620	4,956,531	5,195,748	6,080,262	6,240,136	7,907,248
Total	614,718,080	625,855,095	607,417,339	638,826,108	695,933,231	684,683,912	675,123,786	729,606,843	851,432,914	1,001,502,054	1,027,084,995	1,106,434,023	1,113,429,965

Notice About 2024 Tax Rates

Property tax rates in Burlleson County.

This notice concerns the 2024 property tax rates for Burlleson County. This notice provides information about two tax rates used in adopting the current tax year's tax rate. The no-new-revenue tax rate would impose the same amount of taxes as last year if you compare properties taxed in both years. In most cases, the voter-approval tax rate is the highest tax rate a taxing unit can adopt without holding an election. In each case, these rates are calculated by dividing the total amount of taxes by the current taxable value with adjustments as required by state law. The rates are given per \$100 of property value.

This year's no-new-revenue tax rate	\$0.40052/\$100
This year's voter-approval tax rate	\$0.46785/\$100

To see the full calculations, please visit 100 West Buck Street, Suite 202
Caldwell, Texas 77836 for a copy of the Tax Rate Calculation Worksheet.

Unencumbered Fund Balance

The following estimated balances will be left in the taxing unit's accounts at the end of the fiscal year. These balances are not encumbered by corresponding debt obligation.

Type of Fund	Balance
GENERAL FUND	13,536,510
ROAD & BRIDGE	10,952,776

Current Year Debt Service

The following amounts are for long-term debts that are secured by property taxes. These amounts will be paid from upcoming property tax revenues (or additional sales tax revenues, if applicable).

Description of Debt	Principal or Contract Payment to be Paid from Property Taxes	Interest to be Paid from Property Taxes	Other Amounts to be Paid	Total Payment
CO-SERIES 2014	200,000	74,450	350	274,800
GC#9557 ELECTIONS	61,266	1,759	0	63,025

Total required for 2024 debt service	\$337,825
- Amount (if any) paid from funds listed in unencumbered funds	\$0
- Amount (if any) paid from other resources	\$0
- Excess collections last year	\$0
= Total to be paid from taxes in 2024	\$337,825
+ Amount added in anticipation that the unit will collect only 100.00% of its taxes in 2024	\$0
= Total debt levy	\$337,825

Farm to Market/Flood Control Fund - Unencumbered Fund Balance The following estimated balances will be left in the taxing unit's property tax accounts at the end of the fiscal year. These balances are not encumbered by corresponding debt obligation.

Type of Property Tax Fund	Balance
FM LATERAL RD	2,511,263

Farm to Market/Flood Control Fund - Current Year Debt Service The unit plans to pay the following amounts for long-term debts that are secured by property taxes. These amounts will be paid from property tax revenues (or additional sales tax revenues, if applicable).

Description of Debt	Principal or Contract Payment to be Paid from Property Taxes	Interest to be Paid from Property Taxes	Other Amounts to be Paid	Total Payment
	0	0	0	0

Total required for 2024 debt service	\$0
- Amount (if any) paid from unencumbered funds	\$0
- Amount (if any) paid from other resources	\$0
- Excess collections last year	\$0
= Total to be paid from taxes in 2024	\$0
+ Amount added in anticipation that the unit will collect only 100.00% of its taxes in 2024	\$0

= Total debt levy

\$0

Voter-Approval Tax Rate Adjustments

State Criminal Justice Mandate

The Burleson County County Auditor certifies that Burleson County County has spent \$450,517 in the previous 12 months for the maintenance and operations cost of keeping inmates sentenced to the Texas Department of Criminal Justice. Burleson County County Sheriff has provided Burleson County information on these costs, minus the state revenues received for reimbursement of such costs. This increased the voter-approval tax rate by 0.00646/\$100.

This notice contains a summary of actual no-new-revenue and voter-approval calculations as certified by Jessica Loucero, Tax Assessor/Collector on 08/11/2024 .

Visit Texas.gov/PropertyTaxes to find a link to your local property tax database on which you can easily access information regarding your property taxes, including information about proposed tax rates and scheduled public hearings of each entity that taxes your property.

The 86th Texas Legislature modified the manner in which the voter-approval tax rate is calculated to limit the rate of growth of property taxes in the state.

**Burleson County, Texas
FY 2025 Budget**

**Statement of Indebtedness
October 1, 2024**

	Date of Issue	Amount of Authorized	Interest Rate %	Final Maturity	Outstanding Indebtedness	FY2025 Principal	FY2025 Interest
<u>Bonds/Certificates of Obligation:</u>							
1) Annex Certificates of Obligation - Series 2014	8/15/2014	4,000,000	3.00%	8/15/2034	2,295,000	200,000	74,450
					-	-	-
					2,295,000		
<u>Capital Finance Contracts:</u>							
1) Government Capital #9557 - Elections Equipment	7/15/2021	234,995	2.871%	7/15/2025	61,266	61,266	1,759
2) Government Capital #10360 - R&B Pct 4 Motorgrader	7/21/2023	322,400	5.70%	7/21/2027	248,373	78,246	14,157
					309,639		
<u>Time Warrants:</u>							
1) Citizens State Bank - TW#2024-01	1/22/2024	850,000.00	7.650%	5/31/2025	850,000	850,000	54,188
					-	-	-
					850,000		
					3,206,266		

PROFORMA TAX RATES

BURLESON COUNTY TAX RATE CALCULATION

TOTAL TAX RATE

0.460000

DESCRIPTION	M&O RATE ALLOCATION		COMBINED M&O RATE	INTEREST & SINKING RATE	LATERAL ROAD RATE
	GENERAL FUND RATE	ROAD & BRIDGE RATE			
M&O Rate	0.24675	0.13000	0.37675	0.00825	0.07500
Valuation - 2024 - Certified Roll Before Freeze+RR	4,532,050,714	4,532,050,714	4,532,050,714	4,532,050,714	4,542,426,760
Valuation - 2024 - Certified Roll After Freeze+RR	4,091,739,939	4,091,739,939	4,091,739,939	4,091,739,939	4,542,426,760
plus Frozen tax dollars	<u>769,273</u>	<u>405,291</u>	<u>1,174,563</u>	<u>25,720</u>	<u>0</u>
Total Levy	10,865,641	5,724,553	16,590,194	363,289	3,406,820
--Less Est. Delinquency (5%)	<u>(543,282)</u>	<u>(286,228)</u>	<u>(829,510)</u>	<u>(18,164)</u>	<u>(170,341)</u>
Net Current Tax Collection	10,322,359	5,438,325	15,760,684	345,124	3,236,479
Est. Prior Years Delinq. Tax Collection (25%)	139,694	73,597	213,291	6,651	36,802
Est. P & I on Delinquent Collections (80%)	<u>111,755</u>	<u>58,878</u>	<u>170,633</u>	<u>5,321</u>	<u>29,441</u>
Total Tax Revenue for FY2025 - ESTIMATED	<u>10,573,808</u>	<u>5,570,800</u>	<u>16,144,608</u>	<u>357,096</u>	<u>3,302,722</u>
Each One Cent Provides	428,523	428,523	428,523	432,844	440,363
Net Tax Revenue FY24(Net Collection less Allow.)	8,893,722	4,620,026	13,513,748	346,331	2,655,320
Estimated increase/(decrease) over prior year	1,428,638	818,299	2,246,936	(1,206)	581,159
	16.1%	17.7%		-0.3%	21.9%
Total Frozen Tax Dollars	1,200,284				

8/7/2024

LATERAL ROAD FUND PRECINCT ALLOCATIONS

PRECINCT	PRECINCT ALLOCATION	ALLOCATION PERCENTAGE	Current Ad Valorem	Delinquent Ad Valorem	Penalty & Interest Delinquent Taxes
Precinct #1	855,273	25.896%	838,119	9,530	7,624
Precinct #2	948,277	28.712%	929,258	10,566	8,453
Precinct #3	765,142	23.167%	749,795	8,526	6,821
Precinct #4	734,030	22.225%	719,307	8,179	6,543
TOTAL	<u>3,302,722</u>	<u>100.00%</u>	<u>3,236,479</u>	<u>36,802</u>	<u>29,441</u>

Rolling Stock 2023 17,112,349
Rolling Stock 2024 15,772,900

PROFORMA TAX RATES

Delinquent Bal 06/30 - Base Tax Only:	1,066,455				33,254	184,008
Less % for Collections anticipated Jul-Sep:	20.0%				20.0%	20.0%
Total Est. Delinquent Tax Roll: 2023+Prior Bal	853,164				26,603	147,206
% split based on above tax rate allocation	65.49%	34.51%		100.00%	100.00%	100.00%
Est. Delinquent Tax Roll: 2023+Prior Bal \$	\$ 558,775	\$ 294,390	\$	\$ 853,164	\$ 26,603	\$ 147,206

DESCRIPTION	M&O RATE ALLOCATION		COMBINED M&O RATE	INTEREST & SINKING RATE	LATERAL ROAD RATE
	GENERAL FUND RATE	ROAD & BRIDGE RATE			
PROPOSED TAX RATE--A	0.40052				
NNR (Effective Tax Rate)					
Tax Allocation %	53.64%	28.26%	81.90%	1.79%	16.30%
Tax Allocation (cents)	0.21484	0.11319	0.32803	0.00718	0.06530
PROPOSED TAX RATE--B	0.467850				
VAR (Adjusted Rollback Rate)					
Tax Allocation %	53.64%	28.26%	81.90%	1.79%	16.30%
Tax Allocation (cents)	0.250961	0.132218	0.383179	0.008391	0.076280
PROPOSED TAX RATE--C	0.420600				
De Minimis Rate					
Tax Allocation %	53.64%	28.26%	81.90%	1.79%	16.30%
Tax Allocation (cents)	0.225615	0.118865	0.344481	0.007543	0.068576

Levy Comparison (total before adjustment)

2023 Tax Year	9,361,812	4,863,185	14,224,998	364,559	2,795,074
2024 Tax Year - Estimated	10,865,641	5,724,553	16,590,194	363,289	3,406,820
	% 16.06%	17.71%	16.63%	-0.35%	21.89%

% Rate Increase(Decrease)

No-New-Revenue Rate [NNR] (Effective Rate)	0.40052	Total Tax Levy - 2023 Tax Year	17,384,630
Voter-Approval Rate (Rollback Rate)	0.46785	Total Tax Levy - 2024 Tax Year	<u>20,360,303</u>
De minimis Rate	0.42060	Total Tax Revenue Increase/(Decrease)	2,975,673
Proposed Rate	0.46000	% Increase/(-)Decrease	17.12%
% Change in Proposed vs Lower of NNR or VAR	14.851%		

Net Current Tax Year Collections (95%) - 2023 Tax Year	16,515,399
Net Current Tax Year Collections (95%) - 2024 Tax Year	<u>19,342,288</u>
Total Tax Revenue Increase/(Decrease)	2,826,889
% Increase/(-)Decrease	17.12%

New property value/tax dollars generated:	96,388,288	443,386
	2.4%	

BURLESON COUNTY, TEXAS

ROAD & BRIDGE FUND PRECINCT ALLOCATIONS

FY2025 Precinct Allocation Rates							PRELIMINARY	
Weight		40%	50%		10%	Weighted		
Precinct#	Road Mileage	%	Population	Energy	%	Avg. %		
1	135.5	22.66%	25.00%	735435556	43.34%	25.896%		
2	181.5	30.35%	25.00%	691355169	40.74%	28.712%		
3	140	23.41%	25.00%	221329895	13.04%	23.167%		
4	141.11	23.59%	25.00%	48860420	2.88%	22.225%		
	598.11	100.00%	100.0%	1696981040	100.00%	100.00%		
Total Requested for FY2025			4,000,000					
PRECINCT	PRECINCT ALLOCATION 2024	Allocation % 2024	Rate 2025	Prelim Rate 2025	2025 Precinct Allocation	Difference over/(under) FY2024		
Precinct #1	904,627	25.846%	0.00%	25.896%	1,035,840	131,213		
Precinct #2	1,017,128	29.061%	0.00%	28.712%	1,148,480	131,353		
Precinct #3	799,204	22.834%	0.00%	23.167%	926,680	127,477		
Precinct #4	779,040	22.258%	0.00%	22.225%	889,000	109,960		
TOTAL	3,499,998	100.00%	0.00%	100.00%	4,000,000	500,002		
FY2024 Precinct Allocation Rates							CERTIFIED	
Weight		40%	50%		10%	Weighted		
Precinct#	Road Mileage	%	Population	Energy	%	Avg. %		
1	135.5	22.69%	25.00%	544119660	42.72%	25.846%		
2	181.1	30.32%	25.00%	564527500	44.33%	29.061%		
3	139.8	23.41%	25.00%	123834650	9.72%	22.834%		
4	140.9	23.59%	25.00%	41080780	3.23%	22.258%		
	597.3	100.00%	100.0%	1273562590	100.00%	100.00%		
Total Requested for FY2024			3,500,000					
PRECINCT	PRECINCT ALLOCATION 2023	Allocation % 2023	Rate 2024	2024 Precinct Allocation	Difference over/(under) FY2023			
Precinct #1	785,550	26.185%	0.00%	904,627	119,077			
Precinct #2	856,350	28.545%	0.00%	1,017,128	160,778			
Precinct #3	688,080	22.936%	0.00%	799,204	111,124			
Precinct #4	670,020	22.334%	0.00%	779,040	109,020			
TOTAL	3,000,000	100.00%	0.00%	3,499,998	499,998			
FY2023 Precinct Allocation Rates							CERTIFIED	
Weight		40%	50%		10%	Weighted		
Precinct#	Road Mileage	%	Population	Energy	%	Avg. %		
1	135.50278	22.57%	25.00%	452464810	46.57%	26.185%		
2	181.28591	30.20%	25.00%	385252380	39.65%	28.545%		
3	140.47787	23.40%	25.00%	104531220	10.76%	22.936%		
4	143.02937	23.83%	25.00%	29342070	3.02%	22.334%		
	600.29593	100.00%	100.0%	971590480	100.00%	100.00%		
Total Requested for FY2023			3,000,000					
PRECINCT	PRECINCT ALLOCATION 2022	Allocation % 2022	Rate 2023	2023 Precinct Allocation	Difference over/(under) FY2022			
Precinct #1	652,470	25.095%	0.00%	785,550	133,080			
Precinct #2	749,034	28.809%	0.00%	856,350	107,316			
Precinct #3	590,954	22.729%	0.00%	688,080	97,126			
Precinct #4	607,542	23.367%	0.00%	670,020	62,478			
TOTAL	2,600,000	100.00%	0.00%	3,000,000	400,000			
FY2022 Precinct Allocation Rates							CERTIFIED	
Weight		40%	50%		10%	Weighted		
Precinct#	Road Mileage	%	Population	Energy	%	Avg. %		
1	121.8472	20.48%	25.00%	281317260	44.03%	25.095%		
2	177.4797	29.83%	25.00%	279636800	43.77%	28.809%		
3	138.6936	23.31%	25.00%	57850600	9.05%	22.729%		
4	156.9899	26.38%	25.00%	20106870	3.15%	23.367%		
	595.0104	100.00%	100.0%	638911530	100.00%	100.00%		
Total Requested for FY2022			2,600,000					
PRECINCT	PRECINCT ALLOCATION 2021	Allocation % 2021	Rate 2022	2022 Precinct Allocation	Difference over/(under) FY2021			
Precinct #1	639,002	24.577%	0.00%	652,470	13,468			
Precinct #2	754,910	29.035%	0.00%	749,034	(5,876)			
Precinct #3	597,350	22.975%	0.00%	590,954	(6,396)			
Precinct #4	608,738	23.413%	0.00%	607,542	(1,196)			
TOTAL	2,600,000	100.00%	0.00%	2,600,000	0			

BURLESON COUNTY, TEXAS
FY 2025 Adopted Budget Summary Comparison - Major Funds

General Fund	FY 2024	FY 2025	Increase/ (Decrease)	% Change	FY 2025	Increase/ (Decrease)	% Change
	Adopted Budget	Requested Budget			Adopted Budget		
Beginning Fund Balance	12,765,184	15,712,563	2,947,379	23.1%	15,571,842	2,806,658	22.0%
Total Revenue	13,968,064	15,231,784	1,263,720	9.0%	15,231,784	1,263,720	9.0%
Total Transfers In	<u>30,200</u>	<u>25,200</u>	<u>(5,000)</u>	-16.6%	<u>25,200</u>	<u>(5,000)</u>	-16.6%
Total Revenue & Transfers In	13,998,264	15,256,984	1,258,720	9.0%	15,256,984	1,258,720	9.0%
Expenditures by Departments:							
County Judge	220,385	226,496	6,111	2.8%	226,600	6,215	2.8%
County Clerk	415,844	456,102	40,258	9.7%	435,164	19,320	4.6%
Veteran's Service Officer	11,979	12,500	521	4.3%	12,718	739	6.2%
Non-Departmental Expense	427,311	474,100	46,789	10.9%	474,100	46,789	10.9%
County Court	111,297	116,076	4,779	4.3%	116,076	4,779	4.3%
District Attorney	0	0	0	0.0%	0	0	0.0%
District Court	796,810	844,387	47,577	6.0%	847,922	51,112	6.4%
Court Coordinator	0	0	0	0.0%	0	0	0.0%
District Clerk	301,613	358,808	57,195	19.0%	353,441	51,828	17.2%
Justice of the Peace #1	134,311	134,755	444	0.3%	136,285	1,974	1.5%
Justice of the Peace #2	132,941	143,117	10,176	7.7%	139,029	6,088	4.6%
Justice of the Peace #3	141,629	150,464	8,835	6.2%	148,698	7,069	5.0%
Justice of the Peace #4	136,128	143,562	7,434	5.5%	142,528	6,400	4.7%
Compliance Officer	82,527	85,291	2,764	3.3%	90,467	7,940	9.6%
County Attorney	773,924	807,669	33,745	4.4%	803,241	29,317	3.8%
Elections	262,708	272,346	9,638	3.7%	272,600	9,892	3.8%
County Treasurer	141,728	148,032	6,304	4.4%	146,186	4,458	3.1%
County Tax Collector	483,081	512,996	29,915	6.2%	519,574	36,493	7.6%
County Auditor	450,775	468,215	17,440	3.9%	467,135	16,360	3.6%
Information Technology	435,100	435,100	0	0.0%	511,900	76,800	17.7%
Public Facilities	467,262	1,431,502	964,240	206.4%	1,527,913	1,060,651	227.0%
Fire Protection	126,300	146,300	20,000	15.8%	146,300	20,000	15.8%
Constable #1	87,582	89,171	1,589	1.8%	90,354	2,772	3.2%
Constable #2	146,140	120,815	(25,325)	-17.3%	121,998	(24,142)	-16.5%
Constable #3	142,271	87,033	(55,238)	-38.8%	96,215	(46,056)	-32.4%
Constable #4	77,222	75,114	(2,108)	-2.7%	76,297	(925)	-1.2%
Sheriff	2,703,007	3,100,768	397,761	14.7%	3,009,815	306,808	11.4%
Jail	2,690,871	3,114,046	423,175	15.7%	3,389,032	698,161	25.9%
Communications	163,800	187,700	23,900	14.6%	187,700	23,900	14.6%
Juvenile Correction/Probation	112,018	112,000	(18)	0.0%	112,000	(18)	0.0%
Department of Public Safety	61,430	68,767	7,337	11.9%	64,915	3,485	5.7%
Environmental Enforcement	101,180	111,940	10,760	10.6%	111,574	10,394	10.3%
Emergency Coordinator	159,023	167,934	8,911	5.6%	103,028	(55,995)	-35.2%
911 Addressing Coordinator	39,978	42,120	2,142	5.4%	42,433	2,455	6.1%
Public Assistance	74,600	75,800	1,200	1.6%	75,800	1,200	1.6%
Health Resource Center	611,195	589,206	(21,989)	-3.6%	632,839	21,644	3.5%
County Extension Agent	154,243	172,266	18,023	11.7%	176,695	22,452	14.6%
Other Expenditures	738,850	750,850	12,000	1.6%	750,850	12,000	1.6%
Total Transfers Out	<u>0</u>	<u>0</u>	<u>0</u>	0.0%	<u>0</u>	<u>0</u>	0.0%
Total Expenditures & Transfers Out	14,117,063	16,233,348	2,116,285	15.0%	16,559,422	2,442,359	17.3%
Surplus/(Deficit)	<u>(118,799)</u>	<u>(976,364)</u>	<u>(857,565)</u>	721.9%	<u>(1,302,438)</u>	<u>(1,183,639)</u>	996.3%
Ending Fund Balance	12,646,385	14,736,199	2,089,814	16.5%	14,269,404	1,623,019	12.8%
FB % of Exp.:	90%				86%		

BURLESON COUNTY, TEXAS
FY 2025 Adopted Budget Summary Comparison - Major Funds

	<u>FY 2024</u>	<u>FY 2025</u>			<u>FY 2025</u>		
	<u>Adopted</u>	<u>Requested</u>	<u>Increase/</u>	<u>%</u>	<u>Adopted</u>	<u>Increase/</u>	<u>%</u>
	<u>Budget</u>	<u>Budget</u>	<u>(Decrease)</u>	<u>Change</u>	<u>Budget</u>	<u>(Decrease)</u>	<u>Change</u>
Road & Bridge							
Road & Bridge General							
Beginning Fund Balance	7,973,353	10,399,882	2,426,529	30.4%	10,405,223	2,431,870	30.5%
Total Revenue	5,806,026	6,896,325	1,090,299	18.8%	6,896,325	1,090,299	18.8%
Total Transfers In	<u>0</u>	<u>0</u>	<u>0</u>	0.0%	<u>0</u>	<u>0</u>	0.0%
Total Revenue & Transfers In	5,806,026	6,896,325	1,090,299	18.8%	6,896,325	1,090,299	18.8%
Total Expenditures	1,837,649	2,145,660	308,011	16.8%	3,062,417	1,224,768	66.6%
Transfers Out	<u>3,500,000</u>	<u>4,000,000</u>	<u>500,000</u>	14.3%	<u>4,000,000</u>	<u>500,000</u>	14.3%
Total Expenditures & Transfers Out	5,337,649	6,145,660	808,011	15.1%	7,062,417	1,724,768	32.3%
Surplus/(Deficit)	468,377	750,665	282,288		(166,092)	(634,469)	
Ending Fund Balance	<u>8,441,730</u>	<u>11,150,547</u>	2,708,817	32.1%	<u>10,239,131</u>	1,797,401	21.3%
FB % of Exp.:	158%				145%		
RB #1							
Beginning Fund Balance	705,952	648,496	(57,456)	-8.1%	756,033	50,081	7.1%
Total Revenue	1,400	7,000	5,600	400.0%	7,000	5,600	400.0%
Total Transfers In	<u>904,627</u>	<u>1,035,840</u>	<u>131,213</u>	14.5%	<u>1,035,840</u>	<u>131,213</u>	14.5%
Total Revenue & Transfers In	906,027	1,042,840	136,813	15.1%	1,042,840	136,813	15.1%
Total Expenditures	1,181,293	1,209,999	28,706	2.4%	1,485,340	304,047	25.7%
Transfers Out	<u>0</u>	<u>0</u>	<u>0</u>	0.0%	<u>0</u>	<u>0</u>	0.0%
Total Expenditures & Transfers Out	1,181,293	1,209,999	28,706	2.4%	1,485,340	304,047	25.7%
Surplus/(Deficit)	(275,266)	(167,159)	108,107		(442,500)	(167,234)	
Ending Fund Balance	<u>430,686</u>	<u>481,337</u>	50,651	11.8%	<u>313,533</u>	(117,153)	-27.2%
FB % of Exp.:	36%				21%		
RB #2							
Beginning Fund Balance	483,669	865,716	382,047	79.0%	866,237	382,568	79.1%
Total Revenue	1,000	7,000	6,000	600.0%	7,000	6,000	600.0%
Total Transfers In	<u>1,017,128</u>	<u>1,148,480</u>	<u>131,352</u>	12.9%	<u>1,148,480</u>	<u>131,352</u>	12.9%
Total Revenue & Transfers In	1,018,128	1,155,480	137,352	13.5%	1,155,480	137,352	13.5%
Total Expenditures	953,412	987,881	34,469	3.6%	1,256,856	303,444	31.8%
Transfers Out	<u>0</u>	<u>0</u>	<u>0</u>	0.0%	<u>0</u>	<u>0</u>	0.0%
Total Expenditures & Transfers Out	953,412	987,881	34,469	3.6%	1,256,856	303,444	31.8%
Surplus/(Deficit)	64,716	167,599	102,883		(101,376)	(166,092)	
Ending Fund Balance	<u>548,385</u>	<u>1,033,315</u>	484,930	88.4%	<u>764,861</u>	216,476	39.5%
FB % of Exp.:	58%				61%		
RB #3							
Beginning Fund Balance	916,246	922,354	6,108	0.7%	973,454	57,208	6.2%
Total Revenue	1,000	12,000	11,000	1100.0%	12,000	11,000	1100.0%
Total Transfers In	<u>799,204</u>	<u>926,680</u>	<u>127,476</u>	16.0%	<u>926,680</u>	<u>127,476</u>	16.0%
Total Revenue & Transfers In	800,204	938,680	138,476	17.3%	938,680	138,476	17.3%
Total Expenditures	1,006,906	1,026,962	20,056	2.0%	1,244,894	237,988	23.6%
Transfers Out	<u>0</u>	<u>0</u>	<u>0</u>	0.0%	<u>0</u>	<u>0</u>	0.0%
Total Expenditures & Transfers Out	1,006,906	1,026,962	20,056	2.0%	1,244,894	237,988	23.6%
Surplus/(Deficit)	(206,702)	(88,282)	118,420		(306,214)	(99,512)	
Ending Fund Balance	<u>709,544</u>	<u>834,072</u>	124,528	17.6%	<u>667,240</u>	(42,304)	-6.0%
FB % of Exp.:	70%				54%		

BURLESON COUNTY, TEXAS
FY 2025 Adopted Budget Summary Comparison - Major Funds

Road & Bridge	<u>FY 2024</u> <u>Adopted</u> <u>Budget</u>	<u>FY 2025</u> <u>Requested</u> <u>Budget</u>	<u>Increase/</u> <u>(Decrease)</u>	<u>%</u> <u>Change</u>	<u>FY 2025</u> <u>Adopted</u> <u>Budget</u>	<u>Increase/</u> <u>(Decrease)</u>	<u>%</u> <u>Change</u>
<u>RB #4</u>							
Beginning Fund Balance	524,430	612,190	87,760	16.7%	610,281	85,851	16.4%
Total Revenue	1,000	5,000	4,000	400.0%	5,000	4,000	400.0%
Total Transfers In	<u>779,040</u>	<u>889,000</u>	<u>109,960</u>	14.1%	<u>889,000</u>	<u>109,960</u>	14.1%
Total Revenue & Transfers In	780,040	894,000	113,960	14.6%	894,000	113,960	14.6%
Total Expenditures	880,518	907,629	27,111	3.1%	1,011,345	130,827	14.9%
Transfers Out	<u>0</u>	<u>0</u>	0	0.0%	<u>0</u>	<u>0</u>	0.0%
Total Expenditures & Transfers Out	880,518	907,629	27,111	3.1%	1,011,345	130,827	14.9%
Surplus/(Deficit)	(100,478)	(13,629)	86,849		(117,345)	<u>(16,867)</u>	
Ending Fund Balance	<u>423,952</u>	<u>598,561</u>	174,609	41.2%	<u>492,936</u>	68,984	16.3%
FB % of Exp.:	48%				49%		

BURLESON COUNTY, TEXAS
FY 2025 Adopted Budget Summary Comparison - Major Funds

FM #1	FY 2024	FY 2025	Increase/ (Decrease)	% Change	FY 2025	Increase/ (Decrease)	% Change
	Adopted Budget	Requested Budget			Adopted Budget		
Beginning Fund Balance	632,665	816,035	183,370	29.0%	698,736	66,071	10.4%
Total Revenue	715,579	891,273	175,694	24.6%	891,273	175,694	24.6%
Total Transfers In	<u>0</u>	<u>0</u>	<u>0</u>	0.0%	<u>0</u>	<u>0</u>	0.0%
Total Revenue & Transfers In	715,579	891,273	175,694	24.6%	891,273	175,694	24.6%
Total Expenditures	979,000	980,200	1,200	0.1%	1,130,200	151,200	15.4%
Transfers Out	<u>0</u>	<u>0</u>	<u>0</u>	0.0%	<u>0</u>	<u>0</u>	0.0%
Total Expenditures & Transfers Out	979,000	980,200	1,200	0.1%	1,130,200	151,200	15.4%
Surplus/(Deficit)	(263,421)	(88,927)	174,494		(238,927)	<u>24,494</u>	
Ending Fund Balance	<u>369,244</u>	<u>727,108</u>	357,864	96.9%	<u>459,809</u>	90,565	24.5%
FB % of Exp.:	38%				41%		
FM #2							
Beginning Fund Balance	797,306	1,005,057	207,751	26.1%	1,035,762	238,456	29.9%
Total Revenue	804,217	984,277	180,060	22.4%	984,277	180,060	22.4%
Total Transfers In	<u>0</u>	<u>0</u>	<u>0</u>	0.0%	<u>0</u>	<u>0</u>	0.0%
Total Revenue & Transfers In	804,217	984,277	180,060	22.4%	984,277	180,060	22.4%
Total Expenditures	806,000	807,000	1,000	0.1%	1,027,000	221,000	27.4%
Transfers Out	<u>0</u>	<u>0</u>	<u>0</u>	0.0%	<u>0</u>	<u>0</u>	0.0%
Total Expenditures & Transfers Out	806,000	807,000	1,000	0.1%	1,027,000	221,000	27.4%
Surplus/(Deficit)	(1,783)	177,277	179,060		(42,723)	<u>(40,940)</u>	
Ending Fund Balance	<u>795,523</u>	<u>1,182,334</u>	386,811	48.6%	<u>993,039</u>	197,516	24.8%
FB % of Exp.:	99%				97%		
FM #3							
Beginning Fund Balance	614,485	640,857	26,372	4.3%	640,857	26,372	4.3%
Total Revenue	632,485	800,142	167,657	26.5%	800,142	167,657	26.5%
Total Transfers In	<u>0</u>	<u>0</u>	<u>0</u>	0.0%	<u>0</u>	<u>0</u>	0.0%
Total Revenue & Transfers In	632,485	800,142	167,657	26.5%	800,142	167,657	26.5%
Total Expenditures	858,000	909,000	51,000	5.9%	909,000	51,000	5.9%
Transfers Out	<u>0</u>	<u>0</u>	<u>0</u>	0.0%	<u>0</u>	<u>0</u>	0.0%
Total Expenditures & Transfers Out	858,000	909,000	51,000	5.9%	909,000	51,000	5.9%
Surplus/(Deficit)	(225,515)	(108,858)	116,657		(108,858)	<u>116,657</u>	
Ending Fund Balance	<u>388,970</u>	<u>531,999</u>	143,029	36.8%	<u>531,999</u>	143,029	36.8%
FB % of Exp.:	45%				59%		
FM #4							
Beginning Fund Balance	708,121	512,136	(195,985)	-27.7%	512,136	(195,985)	-27.7%
Total Revenue	616,568	767,029	150,461	24.4%	767,029	150,461	24.4%
Total Transfers In	<u>0</u>	<u>0</u>	<u>0</u>	0.0%	<u>0</u>	<u>0</u>	0.0%
Total Revenue & Transfers In	616,568	767,029	150,461	24.4%	767,029	150,461	24.4%
Total Expenditures	707,000	715,000	8,000	1.1%	765,000	58,000	8.2%
Transfers Out	<u>0</u>	<u>0</u>	<u>0</u>	0.0%	<u>0</u>	<u>0</u>	0.0%
Total Expenditures & Transfers Out	707,000	715,000	8,000	1.1%	765,000	58,000	8.2%
Surplus/(Deficit)	(90,432)	52,029	142,461		2,029	<u>92,461</u>	
Ending Fund Balance	<u>617,689</u>	<u>564,165</u>	(53,524)	-8.7%	<u>514,165</u>	(103,524)	-16.8%
FB % of Exp.:	87%				67%		

ADOPTED BUDGET REPORT
AS OF: AUGUST 31ST, 2024

10 -GENERAL FUND

	(----- 2023-2024 -----)				(----- 2024-2025 -----)		
	2021-2022	2022-2023	CURRENT	Y-T-D	PROJECTED	REQUESTED	ADOPTED
	ACTUAL	ACTUAL	BUDGET	ACTUAL	TO YEAR END	BUDGET	BUDGET
BEGINNING FUND BALANCE	8,771,110	10,761,613	13,536,510	13,536,510	13,536,510	15,571,842	15,571,842
REVENUE SUMMARY							

ALL REVENUE	11,072,290	12,895,045	13,968,064	12,965,118	13,691,960	15,231,784	15,231,784
TRANSFERS IN	<u>1,220,392</u>	<u>831,234</u>	<u>30,200</u>	<u>82,010</u>	<u>30,200</u>	<u>25,200</u>	<u>25,200</u>
TOTAL REVENUES & TRANSFERS IN	12,292,682	13,726,279	13,998,264	13,047,128	13,722,160	15,256,984	15,256,984
	=====	=====	=====	=====	=====	=====	=====
TOTAL AVAILABLE RESOURCES	21,063,792	24,487,892	27,534,774	26,583,638	27,258,670	30,828,826	30,828,826
EXPENDITURE SUMMARY							

COUNTY JUDGE	147,696	178,256	220,385	181,845	205,175	226,496	226,600
COUNTY CLERK	342,771	342,752	415,844	337,931	378,701	456,102	435,164
VETERAN'S SERVICE OFFICER	8,640	9,617	11,979	9,346	10,406	12,500	12,718
NON-DEPARTMENTAL EXPENSES	384,887	386,965	427,311	381,088	450,913	474,100	474,100
COUNTY COURT	84,262	102,331	111,297	90,373	104,715	116,076	116,076
DISTRICT ATTORNEY	0	0	0	0	0	0	0
DISTRICT COURT	680,331	481,955	796,810	440,472	479,533	844,387	847,922
COURT COORDINATOR	18,125	24,298	0	0	0	0	0
DISTRICT CLERK	226,126	218,397	301,613	240,140	272,093	358,808	353,441
JUSTICE OF PEACE #1	103,173	108,951	134,311	106,413	119,544	134,755	136,285
JUSTICE OF PEACE #2	102,077	130,493	132,941	106,178	113,765	143,117	139,029
JUSTICE OF PEACE #3	104,415	115,928	141,629	120,811	133,839	150,464	148,698
JUSTICE OF PEACE #4	100,564	112,727	136,128	101,783	113,947	143,562	142,528
COMPLIANCE OFFICER	32,209	46,168	82,527	63,443	78,814	85,291	90,467
COUNTY ATTORNEY	568,314	575,737	773,924	521,698	584,924	807,669	803,241
ELECTIONS	388,595	207,113	262,708	203,248	225,056	272,346	272,600
COUNTY TREASURER	114,563	126,556	141,728	121,254	135,019	148,032	146,186
COUNTY TAX COLLECTOR	357,677	397,890	483,081	424,779	467,361	512,996	519,574
COUNTY AUDITOR	348,037	377,623	450,775	356,572	381,457	468,215	467,135
INFORMATION TECHNOLOGY	356,018	333,668	435,100	326,691	372,205	435,100	511,900
PUBLIC FACILITY	266,798	386,209	467,262	408,704	457,205	1,431,502	1,527,913
FIRE PROTECTION	169,992	143,339	126,300	81,791	130,696	146,300	146,300
CONSTABLE #1	45,955	104,757	87,582	68,633	72,768	89,171	90,354
CONSTABLE #2	49,452	58,448	146,140	123,582	134,007	120,815	121,998
CONSTABLE #3	27,650	47,018	142,271	129,302	134,890	87,033	96,215
CONSTABLE #4	34,055	113,705	77,222	59,775	65,758	75,114	76,297
SHERIFF	1,964,965	2,462,408	2,703,007	2,003,962	2,357,498	3,100,768	3,009,815
JAIL	2,127,801	2,067,558	2,690,871	2,062,181	2,253,869	3,114,046	3,389,032
COMMUNICATIONS	101,611	120,925	163,800	77,828	119,181	187,700	187,700
JUVENILE CORRECTION/PROBA	98,163	99,803	112,018	96,595	98,491	112,000	112,000
DEPT OF PUBLIC SAFETY	49,437	52,343	61,430	53,540	57,544	68,767	64,915
ENVIRONMENTAL ENFORCEMEN	111,527	63,602	101,180	82,453	91,632	111,940	111,574
EMERGENCY COORDINATOR	68,141	74,719	159,023	129,852	135,539	167,934	103,028

ADOPTED BUDGET REPORT
AS OF: AUGUST 31ST, 2024

10 -GENERAL FUND
FINANCIAL SUMMARY

	(----- 2023-2024 -----)				(----- 2024-2025 -----)		
	2021-2022	2022-2023	CURRENT	Y-T-D	PROJECTED	REQUESTED	ADOPTED
	ACTUAL	ACTUAL	BUDGET	ACTUAL	TO YEAR END	BUDGET	BUDGET
911 ADDRESSING COORDINATO	18,495	26,747	39,978	33,522	37,007	42,120	42,433
PUBLIC ASSISTANCE	25,963	31,494	74,600	16,689	18,824	75,800	75,800
HEALTH RESOURCE CENTER	405,838	460,325	611,195	467,395	530,785	589,206	632,839
COUNTY EXTENSION AGENT	113,920	132,215	154,243	139,254	158,449	172,266	176,695
OTHER EXPENDITURES	153,936	228,345	738,850	131,331	205,217	750,850	750,850
TRANSFERS OUT	<u>0</u>	<u>0</u>	<u>0</u>	<u>0</u>	<u>0</u>	<u>0</u>	<u>0</u>
TOTAL EXPENDITURES & TRANSFERS OUT	10,302,179	10,951,382	14,117,063	10,300,455	11,686,828	16,233,348	16,559,422
	=====	=====	=====	=====	=====	=====	=====
SURPLUS / (DEFICIT)	1,990,503	2,774,897	(118,799)	2,746,673	2,035,332	(976,364)	(1,302,438)
ENDING FUND BALANCE	10,761,613	13,536,510	13,417,711	16,283,183	15,571,842	14,595,478	14,269,404

ADOPTED BUDGET REPORT
AS OF: AUGUST 31ST, 2024

10 -GENERAL FUND

REVENUES

	2021-2022	2022-2023	2023-2024			2024-2025	
	ACTUAL	ACTUAL	CURRENT BUDGET	Y-T-D ACTUAL	PROJECTED TO YEAR END	REQUESTED BUDGET	ADOPTED BUDGET
<u>ALL REVENUE</u>							
310-0100 CURRENT AD VALOREM TAXES	6,865,331	7,833,616	8,893,722	8,903,598	8,894,000	10,322,359	10,322,359
310-0200 DELINQUENT AD VALOREM	238,960	179,914	210,000	126,467	180,796	142,000	142,000
318-1000 MIXED BEVERAGE TAX	13,474	14,169	7,000	10,700	9,150	10,000	10,000
318-1110 SALES TAX REVENUES	1,493,540	1,616,166	1,700,000	1,107,942	1,156,282	1,200,000	1,200,000
319-0200 PENALTY & INTEREST-AD VALOREM	153,176	128,718	168,000	105,875	102,948	113,000	113,000
319-1200 PENALTIES, PERSL PROP.RENDITN	0	4,650	5,000	695	1,356	5,000	5,000
320-0100 ALCOHOLIC BEVERAGE, LICENSES	4,805	2,195	2,000	2,555	4,640	2,000	2,000
322-0100 PAYMENT IN LIEU OF TAXES	0	0	0	0	0	0	0
330-0100 BUREAU OF LAND MANAGEMENT	38,495	41,246	41,000	43,867	43,867	41,000	41,000
330-1490 HAVA GRANT FUNDS	0	0	0	0	0	0	0
331-0900 SOC. SEC. PAYMENT FOR INMATES	0	0	0	0	0	0	0
331-1000 FEMA REIMBURSEMENTS	0	0	0	0	0	0	0
332-0100 FEDERAL FLOOD CONTROL ALLOCAT	7,189	10,207	10,000	0	10,000	10,000	10,000
333-0100 STATE GRANTS	0	0	0	0	0	0	0
334-0475 STATE WITNESS FEE REIMB.	494	0	0	280	0	0	0
334-0490 CH.19 REIMBURSEMENTS	3,159	0	5,000	0	0	5,000	5,000
334-0491 STATE ELECTION REIMB.OTHER	0	616	0	0	3,000	0	0
334-1000 TX TREASURY - OPIOID REIMB.	0	22,051	0	4,290	4,290	0	0
334-2000 TRANSPORT REIMB.-INMATES	631	4,433	0	1,890	2,093	0	0
334-2475 STATE OFFICE ALLOCATION-COATT	27,500	27,500	27,500	27,500	27,500	27,500	27,500
334-2476 STATE LONGEVITY - ACA/ADA	0	240	0	1,260	1,440	0	0
334-3000 JUROR REIMBURSEMENTS-STATE	16,388	8,358	30,000	4,232	8,500	30,000	30,000
334-4000 911 FUNDING - BVCOG	20,244	20,000	20,000	15,000	20,000	20,000	20,000
334-5000 POSGCD FUNDING	93,750	125,000	125,000	83,333	125,000	125,000	125,000
337-0100 OTHER GRANT EXCHANGES-BVCOG	0	0	0	0	0	0	0
337-0200 GRANT ADMINISTRATION FEES	90,914	109,082	50,000	12,184	20,000	20,000	20,000
339-0100 TAX WORK-CITY OF CALDWELL	1,534	0	3,000	3,154	3,154	3,000	3,000
339-0110 TAX WORK-CITY OF SOMERVILLE	658	667	1,320	673	673	1,320	1,320
339-0120 TAX WORK-CITY OF SNOOK	260	305	520	310	310	520	520
339-0130 TAX WORK-HOSPITAL DISTRICT	34,485	36,438	69,000	36,659	36,659	69,000	69,000
339-0140 TAX WORK-BURLESON COUNTY M.U.	384	382	800	371	371	800	800
339-0141 TAX WORK-BEAVER CREEK W.I.D.	475	484	1,000	485	485	1,000	1,000
339-0160 TAX WORK-CALDWELL ISD	24,788	24,881	50,000	26,709	26,709	50,000	50,000
339-0170 TAX WORK-SOMERVILLE ISD	4,817	4,896	9,800	4,788	4,788	9,800	9,800
339-0180 TAX WORK-SNOOK ISD	5,151	5,274	10,400	5,391	5,391	10,400	10,400
339-1150 DISPATCHING REIMBURSEMENTS	20,000	20,000	20,000	20,000	20,000	20,000	20,000
339-1200 SRO PROGRAM REIMB.-CISD/CCW	101,074	107,605	116,639	75,102	155,000	160,000	160,000
339-1204 SRO PROGRAM REIMB.-SMISD	45,218	49,996	116,639	48,898	110,000	115,000	115,000
339-1205 SRO PROGRAM REIMB.-SNISD	36,935	52,556	116,639	36,888	110,000	115,000	115,000
339-9000 OTHER LOCAL REIMB.-BVCOG	20,604	16,377	10,000	12,965	12,893	10,000	10,000
340-0100 COUNTY JUDGE/CIVIL & CRIMINAL	745	558	1,000	270	364	1,000	1,000
340-0200 COUNTY SHERIFF/CIVIL & CRIMIN	5,167	4,365	8,000	5,913	8,153	8,000	8,000
340-0300 COUNTY ATTORNEY/CIVIL & CRIMI	690	525	0	75	0	0	0
340-0400 COUNTY CLERK/FEES OF OFFICE	241,760	216,419	250,000	177,368	209,839	250,000	250,000
340-0405 JUDICIAL ED./SUPPORT FUND FEE	425	575	400	360	410	400	400
340-0410 CC COURT APPOINTED ATTORNEY	3,281	7,071	5,000	2,696	2,058	5,000	5,000
340-0411 CC-SUPPL CT GUARDIANSHIP FEE	640	0	2,000	0	0	2,000	2,000
340-0416 CC-JDP FEES	0	0	0	0	0	0	0

ADOPTED BUDGET REPORT
AS OF: AUGUST 31ST, 2024

10 -GENERAL FUND

REVENUES

	2021-2022	2022-2023	2023-2024		2024-2025		
	ACTUAL	ACTUAL	CURRENT BUDGET	Y-T-D ACTUAL	PROJECTED TO YEAR END	REQUESTED BUDGET	ADOPTED BUDGET
340-0417 CC-TIME PAYMENT FEE	1,152	1,598	1,200	968	1,186	1,200	1,200
340-0420 CC-FSPO FEES	983	952	1,200	719	982	1,200	1,200
340-0421 CC-ADMIN/FTA/FTP FEE	0	0	0	0	0	0	0
340-0425 CC-JSF-JUDICIAL SUPPORT FEE	0	0	0	0	0	0	0
340-0430 CC-PROSECUTOR FEE	1,831	2,320	3,000	1,580	1,795	3,000	3,000
340-0435 CC-JURY FUND FEES	974	1,307	1,000	885	1,048	1,000	1,000
340-0440 CC-CHILD ABUSE PREVENTION FEE	0	0	0	0	0	0	0
340-0445 CC-COURT REPORTER FUND FEES	2,508	3,320	2,000	2,250	2,665	2,000	2,000
340-0450 CC-VISUAL RECORDING FEE	0	0	0	0	0	0	0
340-0451 CC-COUNTY SCOFFLAW FEE (FTA)	0	0	0	0	0	0	0
340-0452 CC-PERSONAL BOND REIMB FEE	0	0	0	0	0	0	0
340-0500 TAX COLLECTOR/FEES OF OFFICE	126,585	154,616	175,000	177,304	175,000	175,000	175,000
340-0550 CHILD SAFETY FEE-VR	17,075	17,783	24,000	22,706	18,000	18,000	18,000
340-0600 ADDRESSING FEES OF OFFICE	0	0	0	140	280	0	0
340-0700 DISTRICT CLERK/FEES OF OFFICE	38,134	45,588	50,000	37,946	37,838	50,000	50,000
340-0710 DC-COURT APPOINTED ATTORNEY	7,842	15,164	9,000	9,246	8,664	9,000	9,000
340-0716 DC-JDP FEES	0	0	0	0	0	0	0
340-0717 DC-TIME PAYMENT FEE	861	1,256	1,000	1,175	1,513	1,000	1,000
340-0720 DC-FSPO FEES	73	645	0	541	848	0	0
340-0721 DC-ADMIN/FTA/FTP FEE	0	0	0	0	0	0	0
340-0725 DC-JSF-JUDICIAL SUPPORT FEE	0	0	0	0	0	0	0
340-0729 DC-FPF-FAMILY PROTECTION FEE	300	0	1,000	0	0	1,000	1,000
340-0730 DC-PROSECUTOR FEE	197	42	600	0	0	600	600
340-0735 DC-JURY FUND FEES	1,591	2,598	1,000	2,453	2,854	1,000	1,000
340-0740 DC-CHILD ABUSE PREVENTION FIN	52	27	100	143	252	100	100
340-0745 DC-COURT REPORTER FUND FEES	4,130	6,315	2,000	5,957	6,898	2,000	2,000
340-0750 DC-VISUAL RECORDING FEE	28	8	35	5	10	35	35
340-0751 DC-COUNTY SCOFFLAW FEE (FTA)	0	0	0	0	0	0	0
340-0752 DC-PERSONAL BOND REIMB FEE	0	0	0	0	0	0	0
340-8011 JP#1 FEES OF OFFICE	4,885	5,684	5,000	4,116	3,841	5,000	5,000
340-8012 JP#2 FEES OF OFFICE	6,556	7,244	5,000	6,133	7,107	5,000	5,000
340-8013 JP#3 FEES OF OFFICE	5,673	5,502	5,000	2,400	1,294	5,000	5,000
340-8014 JP#4 FEES OF OFFICE	3,422	4,511	4,000	2,837	3,320	4,000	4,000
340-8117 JP#1-TIME PAYMENT FEE	554	670	600	455	628	600	600
340-8120 JP#1-FSPO FEES	2,352	2,383	2,000	2,487	2,378	2,000	2,000
340-8121 JP#1-CHILD SAFETY FUND	72	0	200	0	0	200	200
340-8125 JP#1-JSF-JUDICIAL SUPPORT FEE	0	0	0	0	0	0	0
340-8130 JP#1-LTPD-TRUCANCY DELINQ/PRE	1,522	1,887	1,300	1,863	1,979	1,300	1,300
340-8135 JP#1-COUNTY JURY FUND	30	38	25	37	40	25	25
340-8217 JP#2-TIME PAYMENT FEE	819	941	800	859	1,023	800	800
340-8220 JP#2-FSPO FEES	2,944	3,576	3,000	3,019	4,299	3,000	3,000
340-8221 JP#2-CHILD SAFETY FUND	0	0	0	0	0	0	0
340-8225 JP#2-JSF-JUDICIAL SUPPORT FEE	0	0	0	0	0	0	0
340-8230 JP#2-LTPD-TRUCANCY DELINQ/PRE	2,517	3,275	2,000	2,551	3,157	2,000	2,000
340-8235 JP#2-COUNTY JURY FUND	50	65	50	51	63	50	50
340-8317 JP#3-TIME PAYMENT FEE	749	731	600	798	1,146	600	600
340-8320 JP#3-FSPO FEES	4,054	3,677	4,000	2,342	3,310	4,000	4,000
340-8321 JP#3-CHILD SAFETY FUND	0	0	0	0	0	0	0
340-8325 JP#3-JSF-JUDICIAL SUPPORT FEE	0	0	0	0	0	0	0
340-8330 JP#3-LTPD-TRUCANCY DELINQ/PRE	2,740	2,250	2,500	1,617	2,122	2,500	2,500

ADOPTED BUDGET REPORT
AS OF: AUGUST 31ST, 2024

10 -GENERAL FUND

REVENUES

	2023-2024				2024-2025		
	2021-2022	2022-2023	CURRENT	Y-T-D	PROJECTED	REQUESTED	ADOPTED
	ACTUAL	ACTUAL	BUDGET	ACTUAL	TO YEAR END	BUDGET	BUDGET
340-8335 JP#3-COUNTY JURY FUND	55	45	50	32	42	50	50
340-8417 JP#4-TIME PAYMENT FEE	335	389	400	420	388	400	400
340-8420 JP#4-FSPO FEES	4,511	6,273	4,500	4,360	5,687	4,500	4,500
340-8421 JP#4-CHILD SAFETY FUND	0	0	0	0	0	0	0
340-8425 JP#4-JSF-JUDICIAL SUPPORT FEE	0	0	0	0	0	0	0
340-8430 JP#4-LTPD-TRUCANCY DELINQ/PRE	1,334	1,376	1,000	883	1,101	1,000	1,000
340-8435 JP#4-COUNTY JURY FUND	27	27	25	18	22	25	25
340-9550 CONSTABLES SERVICE FEES	5,250	6,800	4,000	4,250	4,650	4,000	4,000
340-9551 CONSTABLE #1 - SERVICE FEES	7,083	5,870	7,000	4,457	5,275	7,000	7,000
340-9552 CONSTABLE #2 - SERVICE FEES	5,464	5,455	6,000	4,619	5,202	6,000	6,000
340-9553 CONSTABLE #3 - SERVICE FEES	3,521	3,222	4,000	2,524	2,495	4,000	4,000
340-9554 CONSTABLE #4 - SERVICE FEES	5,585	5,646	5,000	4,840	5,487	5,000	5,000
342-0100 COURT COST SRV.FEE&INTEREST	17,993	19,466	16,000	14,013	18,505	16,000	16,000
342-0200 INMATE HOUSING	39,870	8,685	0	1,395	1,395	0	0
342-0700 TRUST FUND SERVICE FEE	250	964	500	50	100	500	500
342-9010 CHILD SAFETY FUND	0	0	0	0	0	0	0
344-1000 OSSF PERMITS	92,485	84,070	90,000	64,785	81,440	90,000	90,000
344-1050 PERMITS, SALVAGE YARD	25	0	0	0	0	0	0
344-1100 OIL/GAS DEVELOPMENT PERMITS	3,900	1,200	0	800	0	0	0
345-6400 BCHRC-SCREENING FEES	0	0	0	0	0	0	0
345-6401 BCHRC-SERVICE FEES	0	0	0	0	0	0	0
345-6402 BHRC - LCDC Fees	3,987	3,270	0	1,765	1,730	0	0
345-6404 BHRC BCHD PROGRAM FUNDING	330,000	358,000	347,000	260,389	358,000	358,000	358,000
345-6405 BHRC Transp. Contrib-CHI ST J	0	0	0	0	0	0	0
345-6406 BHRC LCDC Contributions	5,063	0	0	0	0	0	0
349-0490 ELECTION REIMBURSEMENTS	8,023	5,462	1,000	6,319	5,000	1,000	1,000
350-0100 FINES & FORFEITURES - JP#1	57,069	60,737	60,000	51,588	55,051	60,000	60,000
350-0200 FINES & FORFEITURES - JP#2	82,919	107,198	110,000	66,159	82,357	110,000	110,000
350-0300 FINES & FORFEITURES - JP#3	129,432	105,938	100,000	71,090	93,612	100,000	100,000
350-0400 FINES & FORFEITURES - JP#4	51,397	47,947	60,000	31,287	38,546	60,000	60,000
350-0500 FINES & FORFEITURES - CC	73,759	73,815	75,000	73,388	99,570	75,000	75,000
350-0510 DEFER'D ADJUD.FEES-COUNTY	9,306	13,622	10,000	7,370	5,880	10,000	10,000
350-0700 FINES & FORFEITURES - DC	81,807	81,569	90,000	94,419	121,598	90,000	90,000
350-0710 DEFER'D ADJUD.FEES-DISTRICT	0	0	0	0	0	0	0
352-0300 APPEAL BONDS/CO/ATTY	0	0	0	0	0	0	0
352-0400 BOND FORFEITURES - CC	0	0	0	0	0	0	0
352-0700 BOND FORFEITURES - DC	0	0	0	0	0	0	0
352-8100 BOND FORFEITURES - JP#1	0	0	0	0	0	0	0
352-8200 BOND FORFEITURES - JP#2	136	475	0	165	0	0	0
352-8300 BOND FORFEITURES - JP#3	0	0	0	0	0	0	0
352-8400 BOND FORFEITURES - JP#4	0	0	0	0	0	0	0
353-0300 RESTITUTION - CO ATTY	0	0	0	0	0	0	0
353-0400 RESTITUTION - COUNTY	2,752	1,589	0	0	0	0	0
353-0700 RESTITUTION - DC	80	0	0	0	0	0	0
360-0100 INTEREST EARNINGS	29,037	121,548	50,000	89,490	100,000	100,000	100,000
360-0200 INTEREST EARNINGS, INVESTMENT	81,974	658,073	500,000	821,053	900,000	900,000	900,000
366-0200 UNCLAIMED FUNDS - SHERIFF	0	0	0	0	0	0	0
366-0300 UNCLAIMED FUNDS - CO ATTORNEY	0	0	0	0	0	0	0
366-0400 UNCLAIMED FUNDS - COUNTY CLER	0	0	0	0	0	0	0
366-0500 UNCLAIMED FUNDS - TAX OFFICE	0	0	0	0	0	0	0

ADOPTED BUDGET REPORT
AS OF: AUGUST 31ST, 2024

10 -GENERAL FUND

NON-DEPARTMENTAL EXPENSES

DEPARTMENTAL EXPENDITURES

		2023-2024				2024-2025	
2021-2022	2022-2023	CURRENT	Y-T-D	PROJECTED	REQUESTED	ADOPTED	
ACTUAL	ACTUAL	BUDGET	ACTUAL	TO YEAR END	BUDGET	BUDGET	

BENEFITS & EXPENDITURES

409-2031	HEALTH INSURANCE, RETIREES	26,455	20,239	30,000	18,673	20,733	30,000	30,000
409-2034	HEALTH REIMBURSEMENT PROGRAM	0	0	0	0	0	0	0
409-2035	EMPLOYEE LIFE INSURANCE	7,339	7,352	8,100	7,115	7,021	8,100	8,100
409-2080	WORKERS COMPENSATION INSURANCE	42,384	51,902	60,000	38,174	52,873	60,000	60,000
409-2091	UNEMPLOYMENT INS, DEFICIT	<u>6,444</u>	<u>0</u>	<u>0</u>	<u>(1,958)</u>	<u>0</u>	<u>0</u>	<u>0</u>
TOTAL BENEFITS & EXPENDITURES		82,622	79,494	98,100	62,003	80,627	98,100	98,100

409-2031 HEALTH INSURANCE, RETIREES PERMANENT NOTES:
Retirees: MM,DC,CD,MS,PW,CP,PB

409-2034 HEALTH REIMBURSEMENT PROGRAM PERMANENT NOTES:
HRA program discontinued FY2020.

409-2035 EMPLOYEE LIFE INSURANCE PERMANENT NOTES:
FY2015: TAC (4.125/mo) @ 127 FTEs
FY2016: TAC (4.125/mo) @ 129 FTEs
FY2019: TAC (4.825/mo) @ 125 FTEs
FY2020: TAC (4.825/mo) @ 128 FTEs
FY2021: TAC (4.825/mo) @ 131 FTEs
FY2024: TAC (4.825/mo) @ 140 FTEs

DEPARTMENTAL SUPPORT

409-4020	TAX APPRAISAL DISTRICT	<u>170,985</u>	<u>166,467</u>	<u>183,111</u>	<u>153,605</u>	<u>204,807</u>	<u>201,000</u>	<u>201,000</u>
TOTAL DEPARTMENTAL SUPPORT		170,985	166,467	183,111	153,605	204,807	201,000	201,000

REPAIRS & MAINTENANCE

409-4560	INSURANCE-PROPERTY COVERAGE	52,872	57,361	52,025	71,404	71,404	75,000	75,000
409-4570	INSURANCE-AUTO LIABILITY	7,448	8,234	10,014	10,014	10,014	11,000	11,000
409-4571	GENERAL LIABILITY INSURANCE	7,204	7,559	7,792	7,792	7,792	8,000	8,000
409-4572	PUBLIC OFFICIALS INSURANCE	23,249	24,161	25,052	25,052	25,052	26,000	26,000
409-4573	LAW ENFORCEMENT INSURANCE	29,731	31,507	33,869	33,869	33,869	35,000	35,000
409-4574	INSURANCE-CRIME COVERAGE	0	0	0	0	0	0	0
409-4575	INSURANCE-AUTO PHYSICAL DAMAGE	10,776	12,182	17,348	17,348	17,348	20,000	20,000
409-4576	INSURANCE, ACA/MALPRACTICE	<u>0</u>	<u>0</u>	<u>0</u>	<u>0</u>	<u>0</u>	<u>0</u>	<u>0</u>
TOTAL REPAIRS & MAINTENANCE		<u>131,280</u>	<u>141,004</u>	<u>146,100</u>	<u>165,479</u>	<u>165,479</u>	<u>175,000</u>	<u>175,000</u>

** TOTAL NON-DEPARTMENTAL EXPENSES 384,887 386,965 427,311 381,088 450,913 474,100 474,100

ADOPTED BUDGET REPORT
AS OF: AUGUST 31ST, 2024

10 -GENERAL FUND

COUNTY COURT

DEPARTMENTAL EXPENDITURES

		(----- 2023-2024 -----)				(----- 2024-2025 -----)	
	2021-2022	2022-2023	CURRENT	Y-T-D	PROJECTED	REQUESTED	ADOPTED
	ACTUAL	ACTUAL	BUDGET	ACTUAL	TO YEAR END	BUDGET	BUDGET

SALARIES & WAGES

426-1011	SALARY, STATE SUPPLEMENT	25,200	25,200	25,200	19,733	25,200	25,200	25,200
426-1060	SALARY - COURT COORDINATOR	3,738	3,920	3,930	3,732	4,138	4,127	4,127
426-1071	VISITING JUDGE	343	0	4,980	4,980	7,868	5,000	5,000
426-1072	SUBSTITUTE COURT REPORTER	1,250	2,400	1,520	1,200	0	4,000	4,000
426-1073	SUBSTITUTE BAILIFF	0	0	0	0	0	0	0
426-1150	BAILIFF	<u>2,625</u>	<u>2,250</u>	<u>2,000</u>	<u>375</u>	<u>198</u>	<u>2,000</u>	<u>2,000</u>
TOTAL SALARIES & WAGES		33,155	33,770	37,630	30,020	37,404	40,327	40,327

BENEFITS & EXPENDITURES

426-2010	SOCIAL SECURITY	2,300	2,298	2,880	2,156	2,504	3,085	3,085
426-2020	RETIREMENT	2,071	3,218	3,350	2,463	3,300	3,221	3,221
426-2040	DEATH BENEFITS	137	97	96	70	51	100	100
426-2090	UNEMPLOYMENT INSURANCE	<u>0</u>	<u>2</u>	<u>5</u>	<u>(0)</u>	<u>(0)</u>	<u>7</u>	<u>7</u>
TOTAL BENEFITS & EXPENDITURES		4,507	5,616	6,331	4,690	5,854	6,413	6,413

DEPARTMENTAL SUPPORT

426-3110	OFFICE SUPPLIES	42	1,124	500	12	25	500	500
426-3120	POSTAGE	0	500	500	800	400	500	500
426-3320	EQUIPMENT - NON-CAPITAL	0	0	0	0	0	0	0
426-4036	SPECIAL PROSECUTOR	0	0	0	0	0	0	0
426-4130	MEDICAL EXAM - PSYCHIATRIC	0	960	3,861	425	1,000	4,000	4,000
426-4290	CONFERENCE & SEMINARS	<u>0</u>	<u>0</u>	<u>0</u>	<u>0</u>	<u>0</u>	<u>0</u>	<u>0</u>
TOTAL DEPARTMENTAL SUPPORT		42	2,584	4,861	1,237	1,425	5,000	5,000

CONTRACTUAL/PROFESSIONAL

426-4610	RENTALS-MACHINE/EQUIPMENT	636	636	636	530	636	636	636
426-4700	COURT REPORTER CHARGES	3,086	3,111	500	249	1,000	500	500
426-4710	COURT APPOINTED ATTORNEYS	40,440	52,790	54,000	50,297	54,466	56,000	56,000
426-4715	CT.APPT.ATTY-GUARDIANSHIPS	400	1,600	1,000	675	1,350	1,000	1,000
426-4720	CT.APPT.ATTY-COMMITMENTS	<u>600</u>	<u>400</u>	<u>2,000</u>	<u>0</u>	<u>0</u>	<u>2,000</u>	<u>2,000</u>
TOTAL CONTRACTUAL/PROFESSIONAL		45,162	58,537	58,136	51,751	57,452	60,136	60,136

426-4710 COURT APPOINTED ATTORNEYS PERMANENT NOTES:
 County Ct and Juvenile Ct.
 2014 Contract \$48,000
 2015 Contract \$49,200
 2016 Contract \$50,400
 2019 Contract Split - Adult \$37,200, Juvenile \$13,200
 2022 Contract Split - Adult \$40,920, Juvenile \$14,520
 2023 Contract Split - Adult \$51,480, Juvenile \$6,000
 2024 Contract Split - Adult \$53,028, Juvenile \$6,000

ADOPTED BUDGET REPORT
AS OF: AUGUST 31ST, 2024

10 -GENERAL FUND
DISTRICT ATTORNEY

DEPARTMENTAL EXPENDITURES

		2023-2024				2024-2025	
2021-2022	2022-2023	CURRENT	Y-T-D	PROJECTED	REQUESTED	ADOPTED	
ACTUAL	ACTUAL	BUDGET	ACTUAL	TO YEAR END	BUDGET	BUDGET	
<u>SALARIES & WAGES</u>							
434-1020	SALARY, EMPLOYEES	0	0	0	0	0	0
434-1025	LONGEVITY PAY	0	0	0	0	0	0
TOTAL SALARIES & WAGES		0	0	0	0	0	0
<u>BENEFITS & EXPENDITURES</u>							
434-2010	SOCIAL SECURITY	0	0	0	0	0	0
434-2020	RETIREMENT	0	0	0	0	0	0
434-2030	HEALTH INSURANCE	0	0	0	0	0	0
434-2080	WORKERS COMPENSATION INSURANCE	0	0	0	0	0	0
434-2090	UNEMPLOYMENT INSURANCE	0	0	0	0	0	0
TOTAL BENEFITS & EXPENDITURES		0	0	0	0	0	0
<u>DEPARTMENTAL SUPPORT</u>							
434-3060	ASSOCIATION & MEMBERSHIP DUES	0	0	0	0	0	0
434-3110	OFFICE SUPPLIES	0	0	0	0	0	0
434-3120	POSTAGE	0	0	0	0	0	0
434-3320	EQUIPMENT - NON-CAPITAL	0	0	0	0	0	0
434-3330	LAW BOOKS	0	0	0	0	0	0
434-3520	FUEL	0	0	0	0	0	0
434-4140	APPEAL COSTS	0	0	0	0	0	0
434-4270	MILEAGE/TRAVEL REIMBURSEMENT	0	0	0	0	0	0
434-4290	CONFERENCE & SEMINARS	0	0	0	0	0	0
TOTAL DEPARTMENTAL SUPPORT		0	0	0	0	0	0
<u>REPAIRS & MAINTENANCE</u>							
434-4500	REPAIRS-BUSINESS MACHINES	0	0	0	0	0	0
434-4510	VEHICLE MAINTENANCE	0	0	0	0	0	0
434-4545	TECHNICAL SUPPORT	0	0	0	0	0	0
TOTAL REPAIRS & MAINTENANCE		0	0	0	0	0	0
<u>CONTRACTUAL/PROFESSIONAL</u>							
434-4610	RENTALS-MACHINE/EQUIPMENT	0	0	0	0	0	0
434-4700	COURT REPORTER - CONTRACT	0	0	0	0	0	0
434-4785	DA ALLOCATION - WASHINGTON CO	0	0	0	0	0	0
TOTAL CONTRACTUAL/PROFESSIONAL		0	0	0	0	0	0
<u>CAPITAL OUTLAY</u>							
434-5800	CAPITAL OUTLAY-VEHICLES	0	0	0	0	0	0
TOTAL CAPITAL OUTLAY		0	0	0	0	0	0
** TOTAL DISTRICT ATTORNEY		0	0	0	0	0	0

PERMANENT NOTES:
SB891-86(R) GC 45.126, Removed DA under GF 43.108 eff 9/1/19
1/12th of Budget paid to Washington Treasurer pursuant to
LGC 140.003(f) and related Dist.Ct.Order 01/09/2001.

ADOPTED BUDGET REPORT
AS OF: AUGUST 31ST, 2024

10 -GENERAL FUND

DISTRICT COURT

DEPARTMENTAL EXPENDITURES

(----- 2023-2024 -----) (----- 2024-2025 -----)

	2021-2022	2022-2023	CURRENT	Y-T-D	PROJECTED	REQUESTED	ADOPTED
	ACTUAL	ACTUAL	BUDGET	ACTUAL	TO YEAR END	BUDGET	BUDGET
<u>SALARIES & WAGES</u>							
435-1015 SALARY SUPPLEMENT, DIST JUDGES	4,090	4,090	4,090	3,749	4,090	4,090	4,090
435-1020 SALARY, EMPLOYEES	50,835	85,161	84,024	75,837	84,076	88,225	88,531
435-1025 LONGEVITY PAY	2,635	3,230	5,390	5,390	5,390	5,870	5,870
435-1030 PART TIME HELP	0	0	20,000	0	0	0	0
435-1050 OVERTIME/DISCRETIONARY	0	0	0	0	0	0	0
435-1070 PART TIME TEMP HELP	0	0	0	0	0	0	0
435-1071 VISITING JUDGE	0	0	0	0	0	0	0
435-1072 SUBSTITUTE COURT REPORTER	3,782	1,500	9,000	1,000	2,844	9,000	9,000
435-1073 SUBSTITUTE BAILIFF	0	0	2,000	0	0	2,000	2,000
435-1100 SALARY - COURT REPORTER	27,156	29,734	31,292	28,210	31,281	32,857	35,538
435-1150 BAILIFF	8,325	3,750	14,160	2,375	4,503	14,160	14,160
435-1151 BAILIFF/SECURITY	0	0	0	0	0	0	0
435-1152 BAILIFF - AG COURT	0	0	0	0	0	0	0
TOTAL SALARIES & WAGES	96,823	127,464	169,956	116,560	132,185	156,202	159,189
<u>BENEFITS & EXPENDITURES</u>							
435-2010 SOCIAL SECURITY	7,233	9,193	13,002	8,618	9,759	11,949	12,178
435-2020 RETIREMENT	5,731	11,952	16,664	10,736	12,141	14,508	14,816
435-2030 HEALTH INSURANCE	10,793	21,694	21,078	19,322	21,078	22,802	22,802
435-2040 DEATH BENEFITS	392	398	477	307	347	448	458
435-2090 UNEMPLOYMENT INSURANCE	71	66	76	45	49	69	70
435-2260 TRAVEL ALLOWANCE, OFFICIAL	0	0	0	0	0	0	0
435-2261 TRAVEL ALLOWANCE-COURT REPORTE	0	0	0	0	0	0	0
TOTAL BENEFITS & EXPENDITURES	24,220	43,303	51,297	39,027	43,374	49,776	50,324
<u>DEPARTMENTAL SUPPORT</u>							
435-3050 SURETY & NOTARY BONDS	0	71	200	0	0	200	200
435-3060 ASSOCIATION & MEMBERSHIP DUES	235	235	235	235	235	235	235
435-3110 OFFICE SUPPLIES	2,104	1,570	3,000	2,937	2,553	3,000	3,000
435-3120 POSTAGE	0	0	250	0	0	250	250
435-3320 EQUIPMENT - NON-CAPITAL	1,676	0	1,000	436	230	1,000	1,000
435-3330 LAW BOOKS	0	0	0	0	0	0	0
435-4036 SPECIAL PROSECUTOR	0	0	0	0	0	0	0
435-4130 PSYCHIATRIC EXAMS	12,050	7,400	10,000	5,600	9,200	10,000	10,000
435-4150 PUBLISHING LEGAL NOTICES	0	0	50	0	0	50	50
435-4270 MILEAGE/TRAVEL REIMBURSEMENT	63	103	150	0	0	150	150
435-4290 CONFERENCE & SEMINARS	416	743	1,300	1,598	2,230	2,000	2,000
TOTAL DEPARTMENTAL SUPPORT	16,544	10,123	16,185	10,806	14,448	16,885	16,885

ADOPTED BUDGET REPORT
AS OF: AUGUST 31ST, 2024

10 -GENERAL FUND

DISTRICT COURT

DEPARTMENTAL EXPENDITURES

	2021-2022	2022-2023	CURRENT	Y-T-D	PROJECTED	REQUESTED	ADOPTED
	ACTUAL	ACTUAL	BUDGET	ACTUAL	TO YEAR END	BUDGET	BUDGET

REPAIRS & MAINTENANCE

435-4500 REPAIRS-BUSINESS MACHINES	325	334	0	0	0	0	0
TOTAL REPAIRS & MAINTENANCE	325	334	0	0	0	0	0

CONTRACTUAL/PROFESSIONAL

435-4610 RENTALS-MACHINE/EQUIPMENT	4,836	4,836	4,836	4,030	4,836	4,836	4,836
435-4670 JUDICIAL DISTRICT ADMIN. FEE	2,613	2,752	2,600	0	2,752	2,752	2,752
435-4671 TENTH COURT OF APPEALS	1,774	1,942	2,000	1,948	1,948	2,000	2,000
435-4690 AID TO OTHER GOVERNMENTS	0	0	0	0	0	0	0
435-4700 COURT REPORTER CHARGES	40,751	1,178	28,000	1,426	212	28,000	28,000
435-4710 COURT APPOINTED ATTORNEYS	243,763	190,365	240,000	179,853	197,360	300,000	300,000
435-4712 CPS COURT APPOINTED ATTORNEYS	182,230	62,690	180,000	32,488	39,090	180,000	180,000
435-4713 AG COURT APPOINTED ATTORNEYS	0	0	6,000	0	0	6,000	6,000
435-4714 OTHER COURT APPOINTED ATTORNEY	2,588	0	1,500	0	0	1,500	1,500
435-4715 REGIONAL PUBLIC DEFENDER	11,001	11,001	11,936	11,936	11,936	11,936	11,936
435-4885 OTHER COVID RELATED EXPENSES	0	0	0	0	0	0	0
TOTAL CONTRACTUAL/PROFESSIONAL	489,555	274,764	476,872	231,681	258,134	537,024	537,024

435-4710 COURT APPOINTED ATTORNEYS PERMANENT NOTES:

- 2013 Contract \$95,760 (\$47,880 per attorney)
- 2014 Contract \$98,400 (\$49,200 per attorney)
- 2015 Contract \$100,800 (\$50,400 per attorney)
- 2016 Contract \$154,800 (\$51,600 per attorney)
- 2019 Contract \$154,800 (\$51,600 per attorney)
- 2022 Contract \$159,480 (\$53,160 per attorney)
- 2023 Contract \$165,600 (\$55,200 per attorney)
- 2024 Contract \$170,640 (\$56,880 per attorney)

MISCELLANEOUS

435-4920 JURY COMMISSIONERS	0	0	0	0	0	0	0
435-4930 GRAND JURORS	5,540	5,493	8,000	8,304	7,934	8,000	8,000
435-4940 PETIT JURORS	20,892	11,090	40,000	9,456	5,600	40,000	40,000
435-4950 FEEDING JURORS	889	747	1,000	401	646	1,000	1,000
435-4960 INTERPRETER	17,862	2,516	8,000	7,514	7,115	10,000	10,000
435-4965 MISC. TRIAL EXPENSES	6,257	6,121	25,000	16,675	10,000	25,000	25,000
435-4970 VISITING JUDGE	1,426	0	500	48	97	500	500
TOTAL MISCELLANEOUS	52,865	25,968	82,500	42,399	31,392	84,500	84,500

** TOTAL DISTRICT COURT	680,331	481,955	796,810	440,472	479,533	844,387	847,922
-------------------------	---------	---------	---------	---------	---------	---------	---------

ADOPTED BUDGET REPORT
AS OF: AUGUST 31ST, 2024

10 -GENERAL FUND

DISTRICT CLERK

DEPARTMENTAL EXPENDITURES

(----- 2023-2024 -----) (----- 2024-2025 -----)

Table with 8 columns: Description, 2021-2022 ACTUAL, 2022-2023 ACTUAL, CURRENT BUDGET, Y-T-D ACTUAL, PROJECTED TO YEAR END, REQUESTED BUDGET, ADOPTED BUDGET. Rows include SALARIES & WAGES, BENEFITS & EXPENDITURES, DEPARTMENTAL SUPPORT, REPAIRS & MAINTENANCE, CONTRACTUAL/PROFESSIONAL, and CAPITAL OUTLAY.

ADOPTED BUDGET REPORT
AS OF: AUGUST 31ST, 2024

10 -GENERAL FUND

COUNTY ATTORNEY

DEPARTMENTAL EXPENDITURES

(----- 2023-2024 -----) (----- 2024-2025 -----)

	2021-2022	2022-2023	CURRENT	Y-T-D	PROJECTED	REQUESTED	ADOPTED
	ACTUAL	ACTUAL	BUDGET	ACTUAL	TO YEAR END	BUDGET	BUDGET

SALARIES & WAGES

475-1010 SALARY, OFFICIAL	0	0	0	0	0	0	0
475-1011 SALARY, STATE SUPPLEMENT	0	0	0	0	0	0	0
475-1020 SALARY, EMPLOYEES	179,381	133,192	230,513	113,773	128,662	242,039	237,664
475-1023 SALARY-INVESTIGATOR	57,462	75,550	65,520	58,201	65,412	68,769	67,860
475-1025 LONGEVITY PAY	1,515	1,270	2,740	2,740	2,740	3,560	3,560
475-1026 LONGEVITY PAY, ADA/ACA	0	240	1,080	1,020	1,020	1,320	1,320
475-1042 SALARY, CLERICAL	119,222	132,239	148,512	129,671	144,512	155,938	157,435
475-1043 SALARY-VICTIMS COORDINATOR	39,019	41,277	44,200	39,101	44,082	46,410	46,458
475-1050 OVERTIME/DISCRETIONARY	<u>35</u>	<u>560</u>	<u>0</u>	<u>651</u>	<u>0</u>	<u>0</u>	<u>0</u>
TOTAL SALARIES & WAGES	396,634	384,328	492,565	345,156	386,429	518,036	514,297

BENEFITS & EXPENDITURES

475-2010 SOCIAL SECURITY	29,530	27,873	37,681	24,597	27,584	39,632	39,344
475-2020 RETIREMENT	27,449	37,014	53,000	32,508	36,668	53,265	52,878
475-2030 HEALTH INSURANCE	52,768	63,604	94,252	66,320	74,374	100,811	100,811
475-2040 DEATH BENEFITS	1,755	1,256	1,516	929	1,047	1,646	1,634
475-2090 UNEMPLOYMENT INSURANCE	<u>290</u>	<u>213</u>	<u>246</u>	<u>143</u>	<u>150</u>	<u>259</u>	<u>257</u>
TOTAL BENEFITS & EXPENDITURES	111,792	129,959	186,695	124,496	139,823	195,613	194,924

DEPARTMENTAL SUPPORT

475-3050 SURETY & NOTARY BONDS	0	71	250	0	0	250	250
475-3060 ASSOCIATION & MEMBERSHIP DUES	970	1,330	1,200	1,455	1,145	1,200	1,200
475-3110 OFFICE SUPPLIES	3,425	5,047	5,500	3,127	4,103	5,500	5,500
475-3120 POSTAGE	200	1,096	1,500	716	1,432	1,700	1,700
475-3320 EQUIPMENT - NON-CAPITAL	358	272	56	55	55	56	56
475-3330 LAW BOOKS	585	836	1,744	425	760	1,750	1,750
475-3520 FUEL	1,952	1,077	2,000	578	788	1,500	1,500
475-3900 SOFTWARE LICENSES/SUBSCRIPTION	1,252	1,182	2,796	956	1,000	2,796	2,796
475-4170 INVESTIGATIVE EXPENSE	2,845	52	4,354	0	0	4,354	4,354
475-4270 MILEAGE/TRAVEL REIMBURSEMENT	391	340	1,100	0	0	1,100	1,100
475-4290 CONFERENCE & SEMINARS	5,599	8,549	7,200	3,987	7,229	7,500	7,500
475-4413 CELL PHONES	<u>3,400</u>	<u>3,721</u>	<u>3,800</u>	<u>3,573</u>	<u>3,946</u>	<u>4,000</u>	<u>4,000</u>
TOTAL DEPARTMENTAL SUPPORT	20,978	23,572	31,500	14,871	20,457	31,706	31,706

REPAIRS & MAINTENANCE

475-4500 REPAIRS-BUSINESS MACHINES	0	0	0	0	0	0	0
475-4510 REPAIRS-VEHICLES & EQUIPMENT	275	553	1,600	321	194	750	750
475-4545 TECHNICAL SUPPORT	24,546	26,136	27,000	26,136	26,136	27,000	27,000
475-4575 INSURANCE-AUTO PHYSICAL DAMAGE	<u>0</u>	<u>0</u>	<u>0</u>	<u>0</u>	<u>0</u>	<u>0</u>	<u>0</u>
TOTAL REPAIRS & MAINTENANCE	24,821	26,689	28,600	26,457	26,330	27,750	27,750

ADOPTED BUDGET REPORT
AS OF: AUGUST 31ST, 2024

10 -GENERAL FUND

ELECTIONS

DEPARTMENTAL EXPENDITURES

(----- 2023-2024 -----) (----- 2024-2025 -----)

	2021-2022	2022-2023	CURRENT	Y-T-D	PROJECTED	REQUESTED	ADOPTED
	ACTUAL	ACTUAL	BUDGET	ACTUAL	TO YEAR END	BUDGET	BUDGET

SALARIES & WAGES

490-1020	SALARY, EMPLOYEES	48,867	77,593	85,822	77,420	83,591	90,113	90,328
490-1024	SALARY, DL/EA SUPPLEMENT	0	0	0	0	0	0	0
490-1025	LONGEVITY PAY	95	155	580	580	580	820	820
490-1030	PART-TIME HELP	0	0	0	0	0	0	0
490-1065	ELECTION SALARIES	31,911	18,580	40,000	24,953	31,929	40,000	40,000
490-1070	TEMPORARY HELP	<u>0</u>	<u>0</u>	<u>0</u>	<u>0</u>	<u>0</u>	<u>0</u>	<u>0</u>
	TOTAL SALARIES & WAGES	80,873	96,329	126,402	102,952	116,100	130,933	131,148

BENEFITS & EXPENDITURES

490-2010	SOCIAL SECURITY	5,482	6,553	9,725	7,109	8,006	10,071	10,088
490-2020	RETIREMENT	3,415	7,638	13,678	7,421	8,038	13,536	13,558
490-2030	HEALTH INSURANCE	9,594	10,308	21,078	10,211	11,139	22,802	22,802
490-2040	DEATH BENEFITS	218	256	391	212	229	418	418
490-2090	UNEMPLOYMENT INSURANCE	58	53	64	42	45	66	66
490-2256	CELL PHONE ALLOWANCE, EMPLOYEE	360	360	720	690	720	720	720
490-2261	TRAVEL ALLOWANCE, EMPLOYEES	<u>0</u>	<u>0</u>	<u>0</u>	<u>0</u>	<u>0</u>	<u>0</u>	<u>0</u>
	TOTAL BENEFITS & EXPENDITURES	19,126	25,168	45,656	25,685	28,177	47,613	47,652

DEPARTMENTAL SUPPORT

490-3050	SURETY & NOTARY BONDS	50	50	100	100	100	100	100
490-3060	ASSOCIATION & MEMBERSHIP DUES	150	250	300	250	250	400	400
490-3110	OFFICE SUPPLIES	8,303	4,516	4,500	3,957	3,700	4,500	4,500
490-3121	POSTAGE - VOTERS REGISTRATION	2,357	9,446	10,000	4,317	7,434	8,000	8,000
490-3320	EQUIPMENT - NON-CAPITAL	60,203	7,149	3,300	3,230	1,250	3,300	3,300
490-4150	PUBLISHING LEGAL NOTICES	884	988	2,000	1,144	2,106	2,000	2,000
490-4190	CH.19 REIMB.EXPENSITURES	3,159	0	2,000	1,020	0	5,000	5,000
490-4260	MILEAGE/TRAVEL REIMBURSEMENT	614	1,116	1,200	1,024	1,618	1,200	1,200
490-4290	CONFERENCE & SEMINARS	5,825	9,588	10,233	7,677	8,546	9,000	9,000
490-4410	TELEPHONE/INTERNET	<u>427</u>	<u>1,104</u>	<u>2,717</u>	<u>4,627</u>	<u>5,584</u>	<u>6,000</u>	<u>6,000</u>
	TOTAL DEPARTMENTAL SUPPORT	81,971	34,207	36,350	27,347	30,588	39,500	39,500

REPAIRS & MAINTENANCE

490-4500	REPAIRS-BUSINESS MACHINES	0	5,760	6,500	5,760	0	6,500	6,500
490-4545	TECHNICAL SUPPORT	<u>22,914</u>	<u>18,364</u>	<u>20,000</u>	<u>19,155</u>	<u>19,000</u>	<u>20,000</u>	<u>20,000</u>
	TOTAL REPAIRS & MAINTENANCE	22,914	24,124	26,500	24,915	19,000	26,500	26,500

CONTRACTUAL/PROFESSIONAL

490-4610	RENTALS-MACHINE/EQUIPMENT	1,608	1,620	1,800	1,340	1,608	1,800	1,800
490-4820	ELECTION EXPENSE, JUDGES & CLE	<u>18,802</u>	<u>25,666</u>	<u>26,000</u>	<u>21,009</u>	<u>29,583</u>	<u>26,000</u>	<u>26,000</u>
	TOTAL CONTRACTUAL/PROFESSIONAL	20,410	27,286	27,800	22,349	31,191	27,800	27,800

ADOPTED BUDGET REPORT
AS OF: AUGUST 31ST, 2024

10 -GENERAL FUND
COUNTY TAX COLLECTOR

DEPARTMENTAL EXPENDITURES

		2023-2024				2024-2025	
2021-2022	2022-2023	CURRENT	Y-T-D	PROJECTED	REQUESTED	ADOPTED	
ACTUAL	ACTUAL	BUDGET	ACTUAL	TO YEAR END	BUDGET	BUDGET	

SALARIES & WAGES

499-1010	SALARY, OFFICIAL	42,366	46,566	51,223	46,954	51,223	51,223	52,223
499-1020	SALARY, EMPLOYEES	132,726	139,265	172,640	149,572	166,718	181,272	185,832
499-1025	LONGEVITY PAY	945	995	2,020	2,020	2,020	2,070	2,070
499-1030	PART-TIME HELP	17,457	16,564	15,000	11,785	13,953	15,000	15,000
499-1050	OVERTIME/DISCRETIONARY	484	0	315	458	498	0	0
499-1070	TEMPORARY HELP	<u>0</u>	<u>2,817</u>	<u>14,685</u>	<u>8,759</u>	<u>13,822</u>	<u>15,000</u>	<u>15,000</u>
TOTAL SALARIES & WAGES		193,978	206,206	255,883	219,548	248,234	264,565	270,125

BENEFITS & EXPENDITURES

499-2010	SOCIAL SECURITY	14,426	15,293	19,575	16,627	19,072	20,239	20,665
499-2020	RETIREMENT	12,932	19,505	25,919	19,888	22,545	25,659	26,231
499-2030	HEALTH INSURANCE	49,468	52,972	59,635	52,180	58,215	64,807	64,807
499-2040	DEATH BENEFITS	829	658	741	568	644	793	811
499-2090	UNEMPLOYMENT INSURANCE	<u>111</u>	<u>87</u>	<u>102</u>	<u>69</u>	<u>76</u>	<u>107</u>	<u>109</u>
TOTAL BENEFITS & EXPENDITURES		77,766	88,515	105,972	89,334	100,552	111,605	112,623

DEPARTMENTAL SUPPORT

499-3050	SURETY & NOTARY BONDS	0	71	2,400	0	0	2,400	2,400
499-3060	ASSOCIATION & MEMBERSHIP DUES	175	245	300	300	300	275	275
499-3110	OFFICE SUPPLIES	10,126	10,497	17,000	3,508	14,000	17,000	17,000
499-3120	POSTAGE	21,469	26,776	28,000	42,029	35,000	28,000	28,000
499-3320	EQUIPMENT - NON-CAPITAL	440	3,734	0	0	0	0	2,700
499-3900	SOFTWARE LICENSES/SUBSCRIPTION	0	1,199	1,200	1,439	1,439	1,200	1,500
499-4050	PREPARING TAX ROLLS	7,023	8,541	13,000	5,941	5,942	27,000	15,000
499-4150	PUBLISHING LEGAL NOTICES	0	57	0	0	0	0	0
499-4290	CONFERENCE & SEMINARS	2,767	2,719	3,507	2,817	1,500	4,000	4,000
499-4370	RECORD, INDEX, RESTORATION	<u>94</u>	<u>4,128</u>	<u>8,868</u>	<u>13,103</u>	<u>13,103</u>	<u>10,000</u>	<u>15,000</u>
TOTAL DEPARTMENTAL SUPPORT		42,094	57,968	74,275	69,138	71,284	89,875	85,875

REPAIRS & MAINTENANCE

499-4500	REPAIRS-BUSINESS MACHINES	478	524	500	0	0	500	500
499-4545	TECHNICAL SUPPORT	<u>36,910</u>	<u>38,016</u>	<u>40,000</u>	<u>40,481</u>	<u>40,481</u>	<u>40,000</u>	<u>44,000</u>
TOTAL REPAIRS & MAINTENANCE		37,388	38,540	40,500	40,481	40,481	40,500	44,500

CONTRACTUAL/PROFESSIONAL

499-4610	RENTALS-MACHINE/EQUIPMENT	6,451	6,661	6,451	6,280	6,810	6,451	6,451
499-4640	CONTRACT LABOR	<u>0</u>	<u>0</u>	<u>0</u>	<u>0</u>	<u>0</u>	<u>0</u>	<u>0</u>
TOTAL CONTRACTUAL/PROFESSIONAL		6,451	6,661	6,451	6,280	6,810	6,451	6,451

ADOPTED BUDGET REPORT
AS OF: AUGUST 31ST, 2024

10 -GENERAL FUND

PUBLIC FACILITY

DEPARTMENTAL EXPENDITURES

		(----- 2023-2024 -----)				(----- 2024-2025 -----)		
		2021-2022	2022-2023	CURRENT	Y-T-D	PROJECTED	REQUESTED	ADOPTED
		ACTUAL	ACTUAL	BUDGET	ACTUAL	TO YEAR END	BUDGET	BUDGET
<u>SALARIES & WAGES</u>								
510-1020	SALARY, EMPLOYEES	53,512	58,191	68,231	51,282	58,553	71,643	72,669
510-1024	SALARY, MAINTENANCE	17,009	17,977	18,991	17,072	18,931	19,941	20,108
510-1025	LONGEVITY PAY	1,965	2,145	4,650	4,650	4,650	4,950	4,950
510-1030	PART-TIME HELP	0	0	0	0	0	0	0
510-1050	OVERTIME/DISCRETIONARY	0	0	0	0	0	0	0
510-1070	TEMPORARY HELP	<u>0</u>	<u>0</u>	<u>0</u>	<u>0</u>	<u>0</u>	<u>0</u>	<u>0</u>
TOTAL SALARIES & WAGES		72,486	78,313	91,872	73,004	82,134	96,534	97,727
<u>BENEFITS & EXPENDITURES</u>								
510-2010	SOCIAL SECURITY	5,611	5,938	7,028	5,533	6,431	7,385	7,476
510-2020	RETIREMENT	5,015	7,603	9,885	6,961	8,114	9,925	10,048
510-2030	HEALTH INSURANCE	16,789	18,216	24,848	18,222	19,878	27,003	27,003
510-2040	DEATH BENEFITS	322	259	283	199	232	307	310
510-2090	UNEMPLOYMENT INSURANCE	<u>66</u>	<u>53</u>	<u>46</u>	<u>37</u>	<u>41</u>	<u>48</u>	<u>49</u>
TOTAL BENEFITS & EXPENDITURES		27,802	32,069	42,090	30,951	34,695	44,668	44,886
<u>DEPARTMENTAL SUPPORT</u>								
510-3320	EQUIPMENT - NON-CAPITAL	736	1,066	1,000	2,526	848	1,000	1,000
510-3510	PARTS & SUPPLIES	1,922	1,853	3,000	1,021	1,234	3,000	3,000
510-3520	GAS & OIL	705	806	400	492	469	400	400
510-3600	JANITORIAL SUPPLIES	9,508	11,340	10,000	11,150	11,908	10,000	10,000
510-3610	PEST CONTROL	2,295	1,450	2,300	2,175	2,900	2,300	2,300
510-4270	MILEAGE/TRAVEL REIMBURSEMENT	0	0	100	0	0	100	100
510-4410	TELEPHONE/INTERNET	0	0	0	0	0	0	0
510-4420	UTILITIES	<u>91,175</u>	<u>93,545</u>	<u>85,000</u>	<u>68,919</u>	<u>95,000</u>	<u>130,000</u>	<u>130,000</u>
TOTAL DEPARTMENTAL SUPPORT		106,342	110,060	101,800	86,282	112,358	146,800	146,800
<u>REPAIRS & MAINTENANCE</u>								
510-4510	REPAIRS-VEHICLES & EQUIPMENT	1,695	1,915	500	214	400	500	500
510-4520	REPAIRS - BUILDING & GROUNDS	41,988	51,732	50,000	45,136	45,418	50,000	50,000
510-4525	ELEVATOR MAINTENANCE	<u>16,485</u>	<u>17,182</u>	<u>16,000</u>	<u>17,375</u>	<u>17,200</u>	<u>18,000</u>	<u>18,000</u>
TOTAL REPAIRS & MAINTENANCE		60,168	70,829	66,500	62,725	63,018	68,500	68,500
<u>CONTRACTUAL/PROFESSIONAL</u>								
510-4600	RENT-OFFICE/PROPERTY	0	0	0	0	0	0	0
510-4640	CONTRACT LABOR	0	0	0	0	0	0	0
510-4885	OTHER COVID RELATED EXPENSES	<u>0</u>	<u>0</u>	<u>0</u>	<u>0</u>	<u>0</u>	<u>0</u>	<u>0</u>
TOTAL CONTRACTUAL/PROFESSIONAL		0	0	0	0	0	0	0

ADOPTED BUDGET REPORT
AS OF: AUGUST 31ST, 2024

10 -GENERAL FUND

CONSTABLE #4

DEPARTMENTAL EXPENDITURES

		(----- 2023-2024 -----)				(----- 2024-2025 -----)	
	2021-2022	2022-2023	CURRENT	Y-T-D	PROJECTED	REQUESTED	ADOPTED
	ACTUAL	ACTUAL	BUDGET	ACTUAL	TO YEAR END	BUDGET	BUDGET
<u>SALARIES & WAGES</u>							
554-1010	SALARY, OFFICIAL	22,342	26,542	33,750	30,938	33,750	34,500
554-1012	EXTRA DUTY PAY - CONSTABLE	0	3,192	11,250	10,313	11,250	11,500
554-1025	LONGEVITY PAY	0	0	240	240	240	360
	TOTAL SALARIES & WAGES	22,342	29,734	45,240	41,490	45,240	46,360
<u>BENEFITS & EXPENDITURES</u>							
554-2010	SOCIAL SECURITY	1,560	1,616	3,461	2,503	2,885	3,547
554-2020	RETIREMENT	1,521	2,868	4,868	4,054	4,481	4,767
554-2030	HEALTH INSURANCE	6,596	10,308	11,139	10,211	11,139	12,001
554-2040	DEATH BENEFITS	98	99	139	116	128	147
554-2255	CELL PHONE ALLOWANCE, OFFICIAL	0	0	0	0	0	0
	TOTAL BENEFITS & EXPENDITURES	9,774	14,891	19,607	16,884	18,633	20,462
<u>DEPARTMENTAL SUPPORT</u>							
554-3050	SURETY & NOTARY BONDS	0	93	200	0	0	200
554-3060	ASSOCIATION & MEMBERSHIP DUES	0	0	200	0	0	200
554-3110	OFFICE SUPPLIES	0	0	100	0	0	100
554-3120	POSTAGE	0	0	75	0	0	75
554-3320	EQUIPMENT - NON-CAPITAL	0	0	2,500	55	55	2,000
554-3350	AMMUNITION	0	136	500	0	0	300
554-3351	UNIFORMS	670	1,587	500	131	261	300
554-3510	PARTS & SUPPLIES	210	0	2,500	0	0	2,000
554-3520	FUEL	877	927	3,000	440	677	2,000
554-4260	MILEAGE/TRAVEL REIMBURSEMENT	0	0	0	0	0	0
554-4290	CONFERENCE & SEMINARS	0	50	700	0	0	300
554-4410	TELEPHONE/INTERNET	168	611	1,200	760	862	1,200
554-4413	CELL PHONES/PAGERS	0	0	0	0	0	0
	TOTAL DEPARTMENTAL SUPPORT	1,925	3,404	11,475	1,386	1,856	8,675
<u>REPAIRS & MAINTENANCE</u>							
554-4510	REPAIRS-VEHICLES & EQUIPMENT	15	135	600	15	29	500
554-4515	TIRES & TUBES	0	17	300	0	0	300
	TOTAL REPAIRS & MAINTENANCE	15	152	900	15	29	800
<u>CAPITAL OUTLAY</u>							
554-5700	CAPITAL OUTLAY-EQUIPMENT	0	0	0	0	0	0
554-5800	CAPITAL OUTLAY-VEHICLES	0	65,525	0	0	0	0
	TOTAL CAPITAL OUTLAY	0	65,525	0	0	0	0
	** TOTAL CONSTABLE #4	34,055	113,705	77,222	59,775	65,758	76,297

ADOPTED BUDGET REPORT
AS OF: AUGUST 31ST, 2024

10 -GENERAL FUND

SHERIFF

DEPARTMENTAL EXPENDITURES

		(----- 2023-2024 -----)				(----- 2024-2025 -----)	
	2021-2022	2022-2023	CURRENT	Y-T-D	PROJECTED	REQUESTED	ADOPTED
	ACTUAL	ACTUAL	BUDGET	ACTUAL	TO YEAR END	BUDGET	BUDGET

SALARIES & WAGES

565-1010	SALARY, OFFICIAL	66,950	71,150	75,000	68,750	75,000	85,000	76,000
565-1020	SALARY, EMPLOYEES	695,172	755,435	831,397	765,710	819,658	995,166	908,718
565-1024	SALARY, SCHOOL RESOURCE-SRO	153,871	182,222	344,864	195,096	195,631	365,144	431,491
565-1025	LONGEVITY PAY	4,605	5,570	9,910	7,430	7,131	9,740	9,740
565-1030	PART-TIME HELP	27,988	49,957	63,000	53,415	57,596	63,000	73,883
565-1042	SALARY, CLERICAL	21,805	22,819	25,272	23,342	25,375	27,047	28,299
565-1045	HAZARD PAY	0	0	0	0	0	0	0
565-1046	CERTIFICATION PAY	22,125	26,500	90,000	61,200	56,150	90,000	90,000
565-1050	OVERTIME/DISCRETIONARY	32,127	46,270	30,000	6,748	30,000	30,000	30,000
565-1070	TEMPORARY HELP	0	0	0	0	0	0	0
565-1155	SECURITY	<u>43,780</u>	<u>53,933</u>	<u>51,958</u>	<u>47,836</u>	<u>54,501</u>	<u>98,914</u>	<u>57,253</u>
TOTAL SALARIES & WAGES		1,068,423	1,213,857	1,521,401	1,229,527	1,321,042	1,764,011	1,705,384

BENEFITS & EXPENDITURES

565-2010	SOCIAL SECURITY	79,746	90,313	116,387	91,212	97,651	134,947	130,462
565-2020	RETIREMENT	73,875	118,359	163,703	114,160	121,801	181,368	175,340
565-2030	HEALTH INSURANCE	159,200	192,876	261,848	212,408	220,183	316,234	294,632
565-2040	DEATH BENEFITS	4,732	3,971	4,681	3,264	3,479	5,604	5,418
565-2090	UNEMPLOYMENT INSURANCE	752	642	723	457	458	840	815
565-2256	CELL PHONE ALLOWANCE, EMPLOYEE	<u>0</u>	<u>0</u>	<u>0</u>	<u>0</u>	<u>0</u>	<u>0</u>	<u>0</u>
TOTAL BENEFITS & EXPENDITURES		318,305	406,161	547,342	421,502	443,572	638,993	606,667

DEPARTMENTAL SUPPORT

565-3050	SURETY & NOTARY BONDS	0	0	500	0	0	500	500
565-3060	ASSOCIATION & MEMBERSHIP FEES	0	0	1,300	0	0	1,300	1,300
565-3110	OFFICE SUPPLIES	8,540	4,976	6,000	5,339	5,149	6,000	6,000
565-3120	POSTAGE	508	423	1,400	0	0	1,400	1,400
565-3320	EQUIPMENT - NON-CAPITAL	5,563	45,008	12,500	4,576	3,817	12,500	12,500
565-3330	LAW BOOKS	266	508	825	163	0	1,000	1,000
565-3350	AMMUNITION	7,862	6,695	8,000	152	0	8,000	8,000
565-3351	UNIFORMS	18,547	19,175	15,000	18,765	19,000	25,000	25,000
565-3510	PARTS & SUPPLIES	3,587	1,425	8,000	3,025	2,438	8,000	8,000
565-3520	FUEL	100,102	100,608	125,000	77,753	87,618	125,000	125,000
565-3900	SUBSCRIPTIONS, SOFTWARE	6,316	17,538	18,000	10,015	14,574	18,000	18,000
565-4040	COUNSELING & TESTING	400	0	2,000	0	0	2,000	2,000
565-4150	PUBLISHING LEGAL NOTICES	271	0	500	0	0	500	500
565-4160	ESTRAY EXPENSES	0	951	675	725	1,350	2,000	2,000
565-4170	INVESTIGATIVE EXPENSE	8,638	19,252	12,000	4,374	5,175	12,000	12,000
565-4185	K-9 SUPPORT	2,114	2,695	3,000	4,871	1,720	3,000	3,000
565-4270	MILEAGE/TRAVEL REIMBURSEMENT	0	0	0	0	0	0	0
565-4290	CONFERENCE & SEMINARS	10,628	14,618	15,000	10,469	19,263	25,000	25,000
565-4410	TELEPHONE/INTERNET	27,962	17,593	12,000	9,040	11,680	12,000	12,000
565-4413	CELL PHONES/PAGERS	34,289	35,734	38,000	32,316	42,236	45,000	45,000
565-4420	UTILITIES	<u>3,352</u>	<u>3,846</u>	<u>2,500</u>	<u>2,065</u>	<u>1,822</u>	<u>2,500</u>	<u>2,500</u>
TOTAL DEPARTMENTAL SUPPORT		238,943	291,046	282,200	183,649	215,841	310,700	310,700

ADOPTED BUDGET REPORT
AS OF: AUGUST 31ST, 2024

10 -GENERAL FUND

JAIL

DEPARTMENTAL EXPENDITURES

(----- 2023-2024 -----) (----- 2024-2025 -----)

Table with columns: 2021-2022 ACTUAL, 2022-2023 ACTUAL, CURRENT BUDGET, Y-T-D ACTUAL, PROJECTED TO YEAR END, REQUESTED BUDGET, ADOPTED BUDGET. Rows include SALARIES & WAGES items like SALARY-JAIL ADMINISTRATOR, LONGEVITY PAY, etc.

BENEFITS & EXPENDITURES

Table with columns: 2021-2022 ACTUAL, 2022-2023 ACTUAL, CURRENT BUDGET, Y-T-D ACTUAL, PROJECTED TO YEAR END, REQUESTED BUDGET, ADOPTED BUDGET. Rows include SOCIAL SECURITY, RETIREMENT, HEALTH INSURANCE, etc.

DEPARTMENTAL SUPPORT

Table with columns: 2021-2022 ACTUAL, 2022-2023 ACTUAL, CURRENT BUDGET, Y-T-D ACTUAL, PROJECTED TO YEAR END, REQUESTED BUDGET, ADOPTED BUDGET. Rows include SURETY & NOTARY BONDS, ASSOCIATION & MEMBERSHIP DUES, OFFICE SUPPLIES, etc.

ADOPTED BUDGET REPORT
AS OF: AUGUST 31ST, 2024

10 -GENERAL FUND

DEPT OF PUBLIC SAFETY

DEPARTMENTAL EXPENDITURES

Table with 8 columns: Description, 2021-2022 ACTUAL, 2022-2023 ACTUAL, CURRENT BUDGET, Y-T-D ACTUAL, PROJECTED TO YEAR END, REQUESTED BUDGET, ADOPTED BUDGET. Rows include SALARIES & WAGES, BENEFITS & EXPENDITURES, DEPARTMENTAL SUPPORT, REPAIRS & MAINTENANCE, and CONTRACTUAL/PROFESSIONAL.

ADOPTED BUDGET REPORT
AS OF: AUGUST 31ST, 2024

10 -GENERAL FUND

EMERGENCY COORDINATOR

DEPARTMENTAL EXPENDITURES

		2023-2024			2024-2025		
2021-2022	2022-2023	CURRENT	Y-T-D	PROJECTED	REQUESTED	ADOPTED	
ACTUAL	ACTUAL	BUDGET	ACTUAL	TO YEAR END	BUDGET	BUDGET	
<u>SALARIES & WAGES</u>							
595-1020	SALARY, EMPLOYEES	39,764	41,185	43,516	39,287	43,563	45,771
595-1024	SUPPLEMENT-FLOODPLAIN CERT.	2,128	4,160	4,410	3,982	4,416	4,631
595-1025	LONGEVITY PAY	370	430	980	980	980	1,100
595-1030	PART-TIME HELP	0	0	0	0	0	0
595-1042	SALARY, CLERICAL	0	0	0	0	0	0
595-1050	OVERTIME/DISCRETIONARY	<u>0</u>	<u>0</u>	<u>0</u>	<u>0</u>	<u>0</u>	<u>0</u>
TOTAL SALARIES & WAGES		42,262	45,775	48,906	44,249	48,959	51,502
<u>BENEFITS & EXPENDITURES</u>							
595-2010	SOCIAL SECURITY	3,254	3,502	3,741	3,385	3,789	3,940
595-2020	RETIREMENT	2,927	4,469	5,262	4,161	4,683	5,295
595-2030	HEALTH INSURANCE	8,394	9,108	9,939	9,111	9,939	10,801
595-2040	DEATH BENEFITS	188	150	150	119	134	164
595-2090	UNEMPLOYMENT INSURANCE	<u>33</u>	<u>27</u>	<u>25</u>	<u>19</u>	<u>21</u>	<u>26</u>
TOTAL BENEFITS & EXPENDITURES		14,796	17,256	19,117	16,795	18,566	20,226
<u>DEPARTMENTAL SUPPORT</u>							
595-3060	ASSOCIATION & MEMBERSHIP DUES	0	0	150	0	0	150
595-3110	OFFICE SUPPLIES	103	84	400	199	121	400
595-3120	POSTAGE	0	0	50	0	0	50
595-3320	EQUIPMENT - NON-CAPITAL	430	1,544	2,000	1,349	1,349	4,000
595-3510	PARTS & SUPPLIES	270	56	2,000	705	60	2,000
595-3520	FUEL	2,377	1,949	1,800	1,096	1,166	1,800
595-3900	SOFTWARE LICENSES/SUBSCRIPTION	0	739	0	0	0	0
595-4195	HAZMAT SERVICES	0	0	0	0	0	0
595-4270	MILEAGE/TRAVEL REIMBURSEMENT	0	0	0	0	0	0
595-4290	CONFERENCE & SEMINARS	1,289	1,547	3,000	1,472	600	4,000
595-4292	TRAINING & EXERCISES	104	65	400	0	0	400
595-4410	TELEPHONE/INTERNET	3,322	2,772	4,000	5,275	6,117	6,300
595-4413	CELL PHONES/PAGERS	<u>101</u>	<u>0</u>	<u>0</u>	<u>0</u>	<u>0</u>	<u>0</u>
TOTAL DEPARTMENTAL SUPPORT		7,995	8,755	13,800	10,096	9,413	19,100
<u>REPAIRS & MAINTENANCE</u>							
595-4500	REPAIRS-BUSINESS MACHINES	0	0	0	0	0	0
595-4510	REPAIRS-VEHICLES & EQUIPMENT	2,854	1,372	4,000	1,047	222	4,000
595-4545	TECHNICAL SUPPORT	<u>0</u>	<u>1,562</u>	<u>8,200</u>	<u>1,709</u>	<u>3,417</u>	<u>8,200</u>
TOTAL REPAIRS & MAINTENANCE		2,854	2,934	12,200	2,755	3,640	12,200
<u>CONTRACTUAL/PROFESSIONAL</u>							
595-4870	DISASTER RELIEF EXPENSES	<u>235</u>	<u>0</u>	<u>0</u>	<u>0</u>	<u>0</u>	<u>0</u>
TOTAL CONTRACTUAL/PROFESSIONAL		235	0	0	0	0	0

ADOPTED BUDGET REPORT
AS OF: AUGUST 31ST, 2024

10 -GENERAL FUND

911 ADDRESSING COORDINATO

DEPARTMENTAL EXPENDITURES

		2023-2024			2024-2025			
		2021-2022	2022-2023	CURRENT	Y-T-D	PROJECTED	REQUESTED	ADOPTED
		ACTUAL	ACTUAL	BUDGET	ACTUAL	TO YEAR END	BUDGET	BUDGET
<u>SALARIES & WAGES</u>								
600-1020	SALARY, EMPLOYEES	3,328	3,829	4,031	3,640	4,036	4,233	4,047
600-1025	LONGEVITY PAY	0	0	0	0	0	140	140
600-1030	PART-TIME HELP	0	0	0	0	0	0	0
600-1042	SALARY, CLERICAL	10,149	13,514	17,408	15,098	16,609	18,278	18,728
600-1050	OVERTIME/DESCRETIONARY	0	0	0	0	0	0	0
600-1070	TEMPORARY HELP	0	0	0	0	0	0	0
	TOTAL SALARIES & WAGES	13,477	17,343	21,439	18,737	20,645	22,651	22,915
<u>BENEFITS & EXPENDITURES</u>								
600-2010	SOCIAL SECURITY	1,047	1,327	1,697	1,433	1,579	1,733	1,753
600-2020	RETIREMENT	934	1,714	2,387	1,754	1,940	2,329	2,356
600-2030	HEALTH INSURANCE	0	3,789	9,939	9,111	9,939	10,801	10,801
600-2040	DEATH BENEFITS	60	56	68	50	55	72	73
600-2090	UNEMPLOYMENT INSURANCE	0	4	11	12	13	11	12
	TOTAL BENEFITS & EXPENDITURES	2,041	6,891	14,102	12,360	13,527	14,946	14,995
<u>DEPARTMENTAL SUPPORT</u>								
600-3110	OFFICE SUPPLIES	374	87	1,000	288	447	1,000	1,000
600-3120	POSTAGE	0	0	25	0	0	25	25
600-3320	EQUIPMENT - NON-CAPITAL	290	0	0	0	0	0	0
600-3510	PARTS & SUPPLIES	0	0	0	0	0	0	0
600-3520	FUEL	0	0	0	0	0	0	0
600-3900	SUBSCRIPTIONS, SOFTWARE	800	800	876	876	876	886	886
600-4270	MILEAGE/TRAVEL REIMBURSEMENT	0	0	0	0	0	0	0
600-4290	CONFERENCE & SEMINARS	0	114	624	0	0	700	700
	TOTAL DEPARTMENTAL SUPPORT	1,464	1,001	2,525	1,164	1,323	2,611	2,611
<u>REPAIRS & MAINTENANCE</u>								
600-4500	REPAIRS-BUSINESS MACHINES	0	0	200	0	0	200	200
600-4510	REPAIRS-VEHICLES & EQUIPMENT	0	0	200	0	0	200	200
600-4545	TECHNICAL SUPPORT	0	0	0	0	0	0	0
	TOTAL REPAIRS & MAINTENANCE	0	0	400	0	0	400	400
<u>CONTRACTUAL/PROFESSIONAL</u>								
600-4610	RENTALS-MACHINE/EQUIPMENT	1,512	1,512	1,512	1,260	1,512	1,512	1,512
600-4885	OTHER COVID RELATED EXPENSES	0	0	0	0	0	0	0
	TOTAL CONTRACTUAL/PROFESSIONAL	1,512	1,512	1,512	1,260	1,512	1,512	1,512
<u>CAPITAL OUTLAY</u>								
600-5700	CAPITAL OUTLAY-EQUIPMENT	0	0	0	0	0	0	0
	TOTAL CAPITAL OUTLAY	0	0	0	0	0	0	0
**	TOTAL 911 ADDRESSING COORDINATO	18,495	26,747	39,978	33,522	37,007	42,120	42,433

ADOPTED BUDGET REPORT
AS OF: AUGUST 31ST, 2024

10 -GENERAL FUND

OTHER EXPENDITURES

DEPARTMENTAL EXPENDITURES

	2021-2022	2022-2023	CURRENT	Y-T-D	PROJECTED	REQUESTED	ADOPTED
	ACTUAL	ACTUAL	BUDGET	ACTUAL	TO YEAR END	BUDGET	BUDGET

DEPARTMENTAL SUPPORT

695-3060	ASSOCIATION & MEMBERSHIP DUES	1,530	2,580	2,150	2,930	1,130	2,150	2,150
695-3320	EQUIPMENT - NON-CAPITAL	0	0	0	0	0	0	0
695-4030	LEGAL SERVICES	9,250	9,292	22,000	2,500	5,000	30,000	30,000
695-4080	REIMBURSEMENT	0	0	0	0	0	0	0
695-4100	DRUG/BLOOD TESTING	0	0	0	0	0	0	0
695-4370	PRINTING & RECORDS MGMT	0	0	0	0	0	0	0
695-4410	TELEPHONE/INTERNET	26,373	37,841	50,000	44,984	49,200	52,000	52,000
695-4412	COURTHOUSE LONG DISTANCE TELEP	9,337	4,969	0	0	0	0	0
TOTAL DEPARTMENTAL SUPPORT		46,490	54,682	74,150	50,414	55,330	84,150	84,150

REPAIRS & MAINTENANCE

695-4500	REPAIRS-BUSINESS MACHINES	0	0	0	0	0	0	0
TOTAL REPAIRS & MAINTENANCE		0	0	0	0	0	0	0

CONTRACTUAL/PROFESSIONAL

695-4720	BURLESON-LEE SWCD	1,000	1,500	1,500	0	1,500	1,500	1,500
695-4740	HISTORICAL COMMISSION	444	1,507	4,000	1,849	1,871	4,000	4,000
695-4745	TX PARKS & WILDLIFE	482	422	500	0	400	500	500
695-4780	BVCOG(AID TO OTHER GOVERNMENTS	4,500	4,500	4,500	4,500	4,500	4,500	4,500
695-4785	CSM (AID TO OTHER GOVTS)	0	0	0	0	0	0	0
695-4790	ECONOMIC DEVELOPMENT	10,000	0	20,000	0	0	20,000	20,000
695-4810	AUDITING & REPORTS	25,652	95,828	60,000	19,363	70,900	70,000	70,000
695-4830	GRANT ADMIN/CONSULTATION	0	0	8,000	8,000	8,000	0	0
695-4890	BANK SERVICE CHARGES	(428)	0	0	0	0	0	0
TOTAL CONTRACTUAL/PROFESSIONAL		41,651	103,757	98,500	33,711	87,171	100,500	100,500

MISCELLANEOUS

695-4910	BOUNTIES/ANIMAL CONTROL	1,200	0	1,200	0	0	1,200	1,200
695-4940	PETIT JURORS-JP	102	276	500	100	0	500	500
695-4950	LEGISLATIVE/ADMIN ACTIVITIES	0	0	0	0	0	0	0
695-4980	AUTOPSY	60,990	64,917	60,000	38,629	52,892	60,000	60,000
695-4991	EMPLOYEE RECOGNITION	3,503	6,103	4,500	3,640	3,640	4,500	4,500
695-4995	PRIOR YEAR EXPENDITURES	0	(1,390)	0	4,836	6,184	0	0
TOTAL MISCELLANEOUS		65,795	69,906	66,200	47,206	62,716	66,200	66,200

7 - 8 (NOT USED)

695-9000	CONTINGENCY	0	0	500,000	0	0	500,000	500,000
TOTAL 7 - 8 (NOT USED)		0	0	500,000	0	0	500,000	500,000

** TOTAL OTHER EXPENDITURES	153,936	228,345	738,850	131,331	205,217	750,850	750,850
-----------------------------	---------	---------	---------	---------	---------	---------	---------

TOTAL EXPENDITURES	10,302,179	10,951,382	14,117,063	10,300,455	11,686,828	16,233,348	16,559,422
--------------------	------------	------------	------------	------------	------------	------------	------------

ADOPTED BUDGET REPORT
AS OF: AUGUST 31ST, 2024

10 -GENERAL FUND

OTHER EXPENDITURES

DEPARTMENTAL EXPENDITURES

(----- 2023-2024 -----) (----- 2024-2025 -----)

	2021-2022	2022-2023	CURRENT	Y-T-D	PROJECTED	REQUESTED	ADOPTED
	ACTUAL	ACTUAL	BUDGET	ACTUAL	TO YEAR END	BUDGET	BUDGET
<hr/>							
TRANSFERS OUT							

700-1000 TRANSFER OUT	0	0	0	0	0	0	0
700-1020 TRANSFER OUT-R&B GENERAL	0	0	0	0	0	0	0
700-1026 TRANSFER OUT-CAP.PROJECTS FUND	0	0	0	0	0	0	0
700-1065 TRANSFER OUT-DEBT SERVICE	0	0	0	0	0	0	0
700-1092 TRANSFER OUT-ELECTION SERVICES	<u>0</u>	<u>0</u>	<u>0</u>	<u>0</u>	<u>0</u>	<u>0</u>	<u>0</u>
TOTAL TRANSFERS OUT	0	0	0	0	0	0	0
TOTAL EXPENDITURES & TRANSFERS OUT	10,302,179	10,951,382	14,117,063	10,300,455	11,686,828	16,233,348	16,559,422
	=====	=====	=====	=====	=====	=====	=====

*** END OF REPORT ***

ADOPTED BUDGET REPORT
AS OF: AUGUST 31ST, 2024

17 -STATE SALARY SUPPLEMENT

	(----- 2023-2024 -----)			(----- 2024-2025 -----)			
	2021-2022	2022-2023	CURRENT	Y-T-D	PROJECTED	REQUESTED	ADOPTED
	ACTUAL	ACTUAL	BUDGET	ACTUAL	TO YEAR END	BUDGET	BUDGET
BEGINNING FUND BALANCE	5,217	5,217	5,217	5,217	5,217	5,217	5,217
REVENUE SUMMARY	-----						
ALL REVENUE	25,238	25,423	26,230	20,473	25,503	25,500	25,500
TRANSFERS IN	<u>0</u>	<u>0</u>	<u>0</u>	<u>0</u>	<u>0</u>	<u>0</u>	<u>0</u>
TOTAL REVENUES & TRANSFERS IN	<u>25,238</u>	<u>25,423</u>	<u>26,230</u>	<u>20,473</u>	<u>25,503</u>	<u>25,500</u>	<u>25,500</u>
	=====	=====	=====	=====	=====	=====	=====
TOTAL AVAILABLE RESOURCES	30,455	30,640	31,447	25,690	30,720	30,717	30,717
EXPENDITURE SUMMARY	-----						
OTHER EXPENDITURES	38	223	5,230	0	303	5,500	5,500
TRANSFERS OUT	<u>25,200</u>	<u>25,200</u>	<u>25,200</u>	<u>0</u>	<u>25,200</u>	<u>25,200</u>	<u>25,200</u>
TOTAL EXPENDITURES & TRANSFERS OUT	<u>25,238</u>	<u>25,423</u>	<u>30,430</u>	<u>0</u>	<u>25,503</u>	<u>30,700</u>	<u>30,700</u>
	=====	=====	=====	=====	=====	=====	=====
SURPLUS / (DEFICIT)	0	0	(4,200)	20,473	(0)	(5,200)	(5,200)
ENDING FUND BALANCE	5,217	5,217	1,017	25,690	5,217	17	17

ADOPTED BUDGET REPORT
AS OF: AUGUST 31ST, 2024

17 -STATE SALARY SUPPLEMENT

OTHER EXPENDITURES

DEPARTMENTAL EXPENDITURES

		(----- 2023-2024 -----)			(----- 2024-2025 -----)		
	2021-2022	2022-2023	CURRENT	Y-T-D	PROJECTED	REQUESTED	ADOPTED
	ACTUAL	ACTUAL	BUDGET	ACTUAL	TO YEAR END	BUDGET	BUDGET
<u>0 - (NOT USED)</u>							
695-0100 INTEREST DISBURSEMENTS	38	223	30	0	303	300	300
695-0426 EXPENSES-COUNTY COURT	<u>0</u>	<u>0</u>	<u>2,600</u>	<u>0</u>	<u>0</u>	<u>2,600</u>	<u>2,600</u>
TOTAL 0 - (NOT USED)	38	223	2,630	0	303	2,900	2,900
<u>DEPARTMENTAL SUPPORT</u>							
695-3320 EQUIPMENT, NON-CAPITAL	<u>0</u>	<u>0</u>	<u>2,600</u>	<u>0</u>	<u>0</u>	<u>2,600</u>	<u>2,600</u>
TOTAL DEPARTMENTAL SUPPORT	0	0	2,600	0	0	2,600	2,600
<u>7 - 8 (NOT USED)</u>							
695-9000 CONTINGENCY	<u>0</u>	<u>0</u>	<u>0</u>	<u>0</u>	<u>0</u>	<u>0</u>	<u>0</u>
TOTAL 7 - 8 (NOT USED)	<u>0</u>	<u>0</u>	<u>0</u>	<u>0</u>	<u>0</u>	<u>0</u>	<u>0</u>
** TOTAL OTHER EXPENDITURES	38	223	5,230	0	303	5,500	5,500
	=====	=====	=====	=====	=====	=====	=====
TOTAL EXPENDITURES	38	223	5,230	0	303	5,500	5,500
<u>TRANSFERS OUT</u>							

700-1000 TRANSFER OUT	<u>25,200</u>	<u>25,200</u>	<u>25,200</u>	<u>0</u>	<u>25,200</u>	<u>25,200</u>	<u>25,200</u>
TOTAL TRANSFERS OUT	25,200	25,200	25,200	0	25,200	25,200	25,200
TOTAL EXPENDITURES & TRANSFERS OUT	25,238	25,423	30,430	0	25,503	30,700	30,700
	=====	=====	=====	=====	=====	=====	=====

*** END OF REPORT ***

ADOPTED BUDGET REPORT
AS OF: AUGUST 31ST, 2024

20 -ROAD & BRIDGE GENERAL

	(----- 2023-2024 -----)				(----- 2024-2025 -----)		
	2021-2022	2022-2023	CURRENT	Y-T-D	PROJECTED	REQUESTED	ADOPTED
	ACTUAL	ACTUAL	BUDGET	ACTUAL	TO YEAR END	BUDGET	BUDGET
BEGINNING FUND BALANCE	4,321,615	6,141,532	8,429,594	8,429,594	8,429,594	10,405,223	10,405,223
REVENUE SUMMARY	-----						
ALL REVENUE	4,368,784	5,490,049	6,656,026	6,844,865	6,977,426	6,896,325	6,896,325
TRANSFERS IN	<u>513,580</u>	<u>347,819</u>	<u>0</u>	<u>0</u>	<u>0</u>	<u>0</u>	<u>0</u>
TOTAL REVENUES & TRANSFERS IN	<u>4,882,364</u>	<u>5,837,868</u>	<u>6,656,026</u>	<u>6,844,865</u>	<u>6,977,426</u>	<u>6,896,325</u>	<u>6,896,325</u>
TOTAL AVAILABLE RESOURCES	9,203,978	11,979,400	15,085,620	15,274,459	15,407,020	17,301,548	17,301,548
EXPENDITURE SUMMARY	-----						
R & B GENERAL	462,447	549,805	2,687,649	1,403,736	1,501,798	2,145,660	3,062,417
TRANSFERS OUT	<u>2,600,000</u>	<u>3,000,000</u>	<u>3,500,000</u>	<u>1,600,000</u>	<u>3,500,000</u>	<u>4,000,000</u>	<u>4,000,000</u>
TOTAL EXPENDITURES & TRANSFERS OUT	<u>3,062,447</u>	<u>3,549,805</u>	<u>6,187,649</u>	<u>3,003,736</u>	<u>5,001,798</u>	<u>6,145,660</u>	<u>7,062,417</u>
SURPLUS / (DEFICIT)	1,819,917	2,288,063	468,377	3,841,129	1,975,629	750,665	(166,092)
ENDING FUND BALANCE	6,141,532	8,429,594	8,897,971	12,270,723	10,405,223	11,155,888	10,239,131

ADOPTED BUDGET REPORT
AS OF: AUGUST 31ST, 2024

20 -ROAD & BRIDGE GENERAL

R & B GENERAL

DEPARTMENTAL EXPENDITURES

(----- 2023-2024 -----) (----- 2024-2025 -----)

	2021-2022	2022-2023	CURRENT	Y-T-D	PROJECTED	REQUESTED	ADOPTED
	ACTUAL	ACTUAL	BUDGET	ACTUAL	TO YEAR END	BUDGET	BUDGET
<u>SALARIES & WAGES</u>							
610-1010 SALARIES, OFFICIAL	0	0	0	0	0	0	0
610-1020 SALARY, EMPLOYEES	2,767	2,699	18,000	14,204	10,000	18,900	20,024
610-1024 SALARY, MAINTENANCE	17,289	17,977	18,991	17,072	18,931	19,941	20,108
610-1042 SALARY, CLERICAL	6,952	8,861	20,200	13,762	14,000	58,650	61,829
610-1045 SALARY, ROAD SUPERVISOR	0	0	54,684	0	0	57,418	80,000
610-1050 OVERTIME/DISCRETIONARY	0	0	0	0	0	0	0
610-1070 TEMPORARY HELP	<u>0</u>	<u>0</u>	<u>0</u>	<u>0</u>	<u>0</u>	<u>0</u>	<u>0</u>
TOTAL SALARIES & WAGES	27,007	29,536	111,875	45,038	42,931	154,909	181,961

BENEFITS & EXPENDITURES

610-2010 SOCIAL SECURITY	2,038	2,231	8,558	3,430	2,348	11,851	13,822
610-2020 RETIREMENT	1,840	2,899	12,038	4,004	2,910	15,927	18,577
610-2030 HEALTH INSURANCE	8,394	9,108	21,078	12,424	11,000	33,604	33,604
610-2031 HEALTH INSURANCE, RETIREES	8,130	10,651	12,000	10,993	12,557	14,000	14,000
610-2040 DEATH BENEFITS	118	97	344	114	83	492	574
610-2080 WORKERS COMPENSATION INSURANCE	20,000	20,000	20,000	15,000	20,000	20,000	25,000
610-2090 UNEMPLOYMENT INSURANCE	<u>0</u>	<u>(0)</u>	<u>56</u>	<u>(0)</u>	<u>(0)</u>	<u>77</u>	<u>79</u>
TOTAL BENEFITS & EXPENDITURES	40,522	44,985	74,074	45,965	48,897	95,951	105,656

610-2031 HEALTH INSURANCE, RETIREES PERMANENT NOTES:
DG, WS, KP, CH

DEPARTMENTAL SUPPORT

610-3060 ASSOCIATION & MEMBERSHIP DUES	2,100	2,460	2,200	2,460	2,460	2,600	2,600
610-3110 OFFICE SUPPLIES	950	1,020	500	131	0	500	500
610-3112 SIGN SUPPLIES	18,254	16,930	10,000	10,926	18,093	20,000	20,000
610-3320 EQUIPMENT - NON-CAPITAL	0	0	0	0	0	0	10,000
610-3510 PARTS & SUPPLIES	10,364	7,175	30,000	13,586	25,421	30,000	30,000
610-3520 FUEL	0	0	15,000	852	1,000	15,000	15,000
610-4020 TAX APPRAISAL DISTRICT	76,568	81,769	89,950	79,660	106,213	104,200	104,200
610-4030 LEGAL SERVICES	0	0	0	0	0	0	0
610-4080 REIMBURSEMENT	0	0	0	0	0	0	0
610-4100 DRUG/BLOOD TESTING	1,550	1,700	3,000	1,455	2,160	3,000	3,000
610-4150 PUBLISHING LEGAL NOTICES	546	351	500	507	507	500	500
610-4290 CONFERENCE & SEMINARS	0	0	0	0	0	0	0
610-4420 UTILITIES	<u>0</u>	<u>50</u>	<u>2,000</u>	<u>247</u>	<u>298</u>	<u>2,000</u>	<u>2,000</u>
TOTAL DEPARTMENTAL SUPPORT	110,332	111,454	153,150	109,824	156,152	177,800	187,800

REPAIRS & MAINTENANCE

610-4510 REPAIRS-VEHICLES & EQUIPMENT	7,777	31,810	40,000	5,949	8,524	40,000	40,000
610-4515 TIRES & TUBES	6,903	2,019	500	0	0	500	500
610-4521 REPAIRS-BOAT RAMPS	0	0	0	0	0	0	0
610-4530 GRAVEL, CONCRETE & PREMIX	0	0	799,920	2,300	4,600	800,000	800,000
610-4535 PIPES & CULVERTS	0	0	0	0	0	0	0
610-4560 INSURANCE-PROPERTY COVERAGE	2,216	2,922	2,000	2,889	3,000	3,000	3,000
610-4570 INSURANCE-AUTO LIABILITY	217	231	330	330	330	500	500
610-4575 INSURANCE-AUTO PHYSICAL DAMAGE	<u>641</u>	<u>624</u>	<u>800</u>	<u>617</u>	<u>617</u>	<u>1,000</u>	<u>1,000</u>

ADOPTED BUDGET REPORT
AS OF: AUGUST 31ST, 2024

20 -ROAD & BRIDGE GENERAL

R & B GENERAL

DEPARTMENTAL EXPENDITURES

Table with 8 columns: Description, 2021-2022 ACTUAL, 2022-2023 ACTUAL, CURRENT BUDGET, Y-T-D ACTUAL, PROJECTED TO YEAR END, REQUESTED BUDGET, ADOPTED BUDGET. Rows include categories like TOTAL REPAIRS & MAINTENANCE, CONTRACTUAL/PROFESSIONAL, CAPITAL OUTLAY, DEBT SERVICE, and TRANSFERS OUT.

*** END OF REPORT ***

ADOPTED BUDGET REPORT
AS OF: AUGUST 31ST, 2024

21 -ROAD & BRIDGE PRECINCT #1

	(----- 2023-2024 -----)				(----- 2024-2025 -----)		
	2021-2022	2022-2023	CURRENT	Y-T-D	PROJECTED	REQUESTED	ADOPTED
	ACTUAL	ACTUAL	BUDGET	ACTUAL	TO YEAR END	BUDGET	BUDGET
BEGINNING FUND BALANCE	907,098	766,127	651,141	651,141	651,141	756,033	756,033
REVENUE SUMMARY							

ALL REVENUE	111,078	52,371	1,400	115,014	201,929	7,000	7,000
TRANSFERS IN	<u>652,470</u>	<u>785,550</u>	<u>904,627</u>	<u>400,000</u>	<u>904,627</u>	<u>1,035,840</u>	<u>1,035,840</u>
TOTAL REVENUES & TRANSFERS IN	<u>763,548</u>	<u>837,921</u>	<u>906,027</u>	<u>515,014</u>	<u>1,106,556</u>	<u>1,042,840</u>	<u>1,042,840</u>
	=====	=====	=====	=====	=====	=====	=====
TOTAL AVAILABLE RESOURCES	1,670,646	1,604,048	1,557,168	1,166,154	1,757,697	1,798,873	1,798,873
EXPENDITURE SUMMARY							

PRECINCT #1	904,518	952,907	1,181,293	772,068	1,001,663	1,209,999	1,485,340
TRANSFERS OUT	<u>0</u>	<u>0</u>	<u>0</u>	<u>0</u>	<u>0</u>	<u>0</u>	<u>0</u>
TOTAL EXPENDITURES & TRANSFERS OUT	<u>904,518</u>	<u>952,907</u>	<u>1,181,293</u>	<u>772,068</u>	<u>1,001,663</u>	<u>1,209,999</u>	<u>1,485,340</u>
	=====	=====	=====	=====	=====	=====	=====
SURPLUS / (DEFICIT)	(140,971)	(114,987)	(275,266)	(257,054)	104,893	(167,159)	(442,500)
ENDING FUND BALANCE	766,127	651,141	375,875	394,087	756,033	588,874	313,533

ADOPTED BUDGET REPORT
AS OF: AUGUST 31ST, 2024

21 -ROAD & BRIDGE PRECINCT #1

PRECINCT #1

DEPARTMENTAL EXPENDITURES

(----- 2023-2024 -----) (----- 2024-2025 -----)

	2021-2022	2022-2023	CURRENT	Y-T-D	PROJECTED	REQUESTED	ADOPTED
	ACTUAL	ACTUAL	BUDGET	ACTUAL	TO YEAR END	BUDGET	BUDGET

SALARIES & WAGES

611-1010	SALARY, OFFICIAL	41,637	45,837	50,421	46,219	50,421	51,421
611-1020	SALARY, EMPLOYEES	207,381	254,890	299,780	258,113	297,948	316,593
611-1025	LONGEVITY PAY	1,360	1,725	4,330	4,330	4,430	5,370
611-1030	PART-TIME HELP	28,253	32,367	55,543	20,240	26,283	60,000
611-1050	OVERTIME/DISCRETIONARY	481	35	3,000	0	0	3,000
611-1070	TEMPORARY HELP	<u>3,940</u>	<u>0</u>	<u>3,000</u>	<u>0</u>	<u>3,000</u>	<u>3,000</u>
	TOTAL SALARIES & WAGES	283,052	334,855	416,074	328,903	379,082	439,384

BENEFITS & EXPENDITURES

611-2010	SOCIAL SECURITY	21,598	26,668	33,548	26,067	30,434	34,990
611-2020	RETIREMENT	19,936	34,602	46,863	32,609	37,968	46,718
611-2030	HEALTH INSURANCE	55,065	69,512	85,683	77,300	86,393	93,010
611-2040	DEATH BENEFITS	1,279	1,152	1,340	932	1,084	1,444
611-2090	UNEMPLOYMENT INSURANCE	175	156	185	117	126	194
611-2260	TRAVEL ALLOWANCE, OFFICIAL	<u>13,500</u>	<u>18,000</u>	<u>18,000</u>	<u>16,500</u>	<u>18,000</u>	<u>18,000</u>
	TOTAL BENEFITS & EXPENDITURES	111,553	150,090	185,619	153,525	174,005	194,356

DEPARTMENTAL SUPPORT

611-3050	SURETY & NOTARY BONDS	0	0	200	0	0	200
611-3110	OFFICE SUPPLIES	176	100	500	67	58	500
611-3320	EQUIPMENT - NON-CAPITAL	1,300	4,530	2,000	1,341	0	2,000
611-3510	PARTS & SUPPLIES	62,137	70,054	50,000	59,367	77,249	75,000
611-3520	FUEL	0	0	10,000	0	0	10,000
611-4150	PUBLISHING LEGAL NOTICES	0	0	0	0	0	0
611-4270	MILEAGE/TRAVEL REIMBURSEMENT	0	0	1,500	0	0	1,500
611-4290	CONFERENCE & SEMINARS	1,034	250	1,300	250	500	1,300
611-4410	TELEPHONE/INTERNET	2,248	1,174	2,500	427	853	2,500
611-4413	CELL PHONES/PAGERS	0	0	0	0	0	0
611-4420	UTILITIES	<u>4,473</u>	<u>6,544</u>	<u>5,000</u>	<u>3,636</u>	<u>3,673</u>	<u>5,000</u>
	TOTAL DEPARTMENTAL SUPPORT	71,367	82,652	73,000	65,087	82,333	98,000

REPAIRS & MAINTENANCE

611-4510	REPAIRS-VEHICLES & EQUIPMENT	110,158	93,552	59,832	83,814	100,000	85,000
611-4515	TIRES & TUBES	0	10,723	15,000	0	0	15,000
611-4520	REPAIRS - BUILDING & GROUNDS	54	1,142	4,000	2,601	4,910	4,000
611-4525	REPAIRS - BRIDGES	0	630	3,500	100	0	3,500
611-4530	GRAVEL, CONCRETE & PREMIX	0	28,795	150,000	79,133	100,000	150,000
611-4535	PIPES & CULVERTS	2,191	0	3,000	0	0	3,000
611-4560	INSURANCE-PROPERTY COVERAGE	3,823	5,375	6,000	5,560	5,560	6,000
611-4570	INSURANCE-AUTO LIABILITY	2,736	2,640	3,168	3,168	3,168	3,000
611-4574	INSURANCE-CRIME COVERAGE	0	0	0	0	0	0
611-4575	INSURANCE-AUTO PHYSICAL DAMAGE	<u>1,879</u>	<u>1,777</u>	<u>2,000</u>	<u>1,925</u>	<u>1,925</u>	<u>2,000</u>
	TOTAL REPAIRS & MAINTENANCE	120,841	144,633	246,500	176,301	215,563	271,500

ADOPTED BUDGET REPORT
AS OF: AUGUST 31ST, 2024

21 -ROAD & BRIDGE PRECINCT #1

PRECINCT #1

DEPARTMENTAL EXPENDITURES

(----- 2023-2024 -----) (----- 2024-2025 -----)

Table with 8 columns: Description, 2021-2022 ACTUAL, 2022-2023 ACTUAL, CURRENT BUDGET, Y-T-D ACTUAL, PROJECTED TO YEAR END, REQUESTED BUDGET, ADOPTED BUDGET

CONTRACTUAL/PROFESSIONAL

Table listing contractual/professional items like RENTALS-MACHINE/EQUIPMENT, BOX RENT, RENT - COLLECTION/STORAGE PROP, SOLID WASTE DISPOSAL, CONTRACT LABOR, GRANT MATCHING, OTHER COVID RELATED EXPENSES, and their respective budget values.

MISCELLANEOUS

Table listing miscellaneous items like PRIOR YEAR EXPENDITURES and their budget values.

CAPITAL OUTLAY

Table listing capital outlay items like RENT FOR STOCKPILING, CAPITAL OUTLAY-BUILDING, CAPITAL OUTLAY-EQUIPMENT, CAPITAL OUTLAY-VEHICLES, CAPITAL OUTLAY-R&B CONST, and their budget values.

DEBT SERVICE

Table listing debt service items like CAPITAL LEASE - PRINCIPAL, CAPITAL LEASE - INTEREST, TIME WARRANT-PRINCIPAL, TIME WARRANT-INTEREST, and their budget values.

7 - 8 (NOT USED)

Table listing contingency items for 7-8 (NOT USED) and their budget values.

** TOTAL PRECINCT #1 904,518 952,907 1,181,293 772,068 1,001,663 1,209,999 1,485,340

TOTAL EXPENDITURES 904,518 952,907 1,181,293 772,068 1,001,663 1,209,999 1,485,340

TRANSFERS OUT

Table listing transfer out items like TRANSFER OUT, TRANSFER OUT GF, TRANSFER OUT-R&B GENERAL, and their budget values.

TOTAL EXPENDITURES & TRANSFERS OUT 904,518 952,907 1,181,293 772,068 1,001,663 1,209,999 1,485,340

*** END OF REPORT ***

ADOPTED BUDGET REPORT
AS OF: AUGUST 31ST, 2024

22 -ROAD & BRIDGE PRECINCT #2

	(----- 2023-2024 -----)				(----- 2024-2025 -----)		
	2021-2022	2022-2023	CURRENT	Y-T-D	PROJECTED	REQUESTED	ADOPTED
	ACTUAL	ACTUAL	BUDGET	ACTUAL	TO YEAR END	BUDGET	BUDGET
BEGINNING FUND BALANCE	376,873	434,082	526,010	526,010	526,010	866,237	866,237
REVENUE SUMMARY							

ALL REVENUE	71,999	23,999	1,000	10,635	69,066	7,000	7,000
TRANSFERS IN	<u>749,034</u>	<u>856,350</u>	<u>1,017,128</u>	<u>400,000</u>	<u>1,017,128</u>	<u>1,148,480</u>	<u>1,148,480</u>
TOTAL REVENUES & TRANSFERS IN	<u>821,033</u>	<u>880,349</u>	<u>1,018,128</u>	<u>410,635</u>	<u>1,086,194</u>	<u>1,155,480</u>	<u>1,155,480</u>
TOTAL AVAILABLE RESOURCES	1,197,906	1,314,431	1,544,138	936,645	1,612,204	2,021,717	2,021,717
EXPENDITURE SUMMARY							

PRECINCT #2	763,824	788,421	953,412	656,806	745,966	987,881	1,256,856
TRANSFERS OUT	<u>0</u>	<u>0</u>	<u>0</u>	<u>0</u>	<u>0</u>	<u>0</u>	<u>0</u>
TOTAL EXPENDITURES & TRANSFERS OUT	<u>763,824</u>	<u>788,421</u>	<u>953,412</u>	<u>656,806</u>	<u>745,966</u>	<u>987,881</u>	<u>1,256,856</u>
SURPLUS / (DEFICIT)	57,209	91,928	64,716	(246,171)	340,228	167,599	(101,376)
ENDING FUND BALANCE	434,082	526,010	590,726	279,839	866,237	1,033,836	764,861

ADOPTED BUDGET REPORT
AS OF: AUGUST 31ST, 2024

22 -ROAD & BRIDGE PRECINCT #2

PRECINCT #2

DEPARTMENTAL EXPENDITURES

(----- 2023-2024 -----) (----- 2024-2025 -----)

	2021-2022	2022-2023	CURRENT	Y-T-D	PROJECTED	REQUESTED	ADOPTED
	ACTUAL	ACTUAL	BUDGET	ACTUAL	TO YEAR END	BUDGET	BUDGET

SALARIES & WAGES

612-1010	SALARY, OFFICIAL	41,637	45,837	50,421	46,219	50,421	51,421
612-1020	SALARY, EMPLOYEES	269,114	318,556	365,177	303,970	336,979	385,374
612-1025	LONGEVITY PAY	3,990	3,555	8,200	8,200	12,956	9,280
612-1030	PART-TIME HELP	36,010	24,794	21,608	11,447	11,789	28,000
612-1050	OVERTIME/DISCRETIONARY	25	0	2,000	0	0	2,000
612-1070	TEMPORARY HELP	<u>0</u>	<u>0</u>	<u>0</u>	<u>0</u>	<u>0</u>	<u>0</u>
	TOTAL SALARIES & WAGES	350,776	392,742	447,406	369,837	412,145	476,075

BENEFITS & EXPENDITURES

612-2010	SOCIAL SECURITY	27,588	31,412	35,755	29,480	33,101	37,948
612-2020	RETIREMENT	24,861	40,074	50,291	36,624	41,005	51,002
612-2030	HEALTH INSURANCE	69,655	71,342	101,791	72,887	79,514	108,012
612-2040	DEATH BENEFITS	1,599	1,356	1,438	1,047	1,171	1,576
612-2090	UNEMPLOYMENT INSURANCE	231	189	201	128	138	213
612-2256	CELL PHONE ALLOWANCE, EMPLOYEE	1,040	980	1,980	880	1,011	1,980
612-2260	TRAVEL ALLOWANCE, OFFICIAL	<u>13,500</u>	<u>18,000</u>	<u>18,000</u>	<u>16,500</u>	<u>18,000</u>	<u>18,000</u>
	TOTAL BENEFITS & EXPENDITURES	138,474	163,353	209,456	157,546	173,940	218,731

DEPARTMENTAL SUPPORT

612-3050	SURETY & NOTARY BONDS	0	178	250	0	0	250
612-3110	OFFICE SUPPLIES	267	186	500	118	162	500
612-3320	EQUIPMENT - NON-CAPITAL	1,045	0	1,000	0	0	1,000
612-3510	PARTS & SUPPLIES	40,974	51,178	40,000	30,478	33,322	40,000
612-3520	FUEL	25,372	20,029	30,000	28,929	30,920	30,000
612-4150	PUBLISHING LEGAL NOTICES	0	0	0	0	0	0
612-4270	MILEAGE/TRAVEL REIMBURSEMENT	0	0	0	0	0	0
612-4290	CONFERENCE & SEMINARS	250	275	500	250	500	500
612-4410	TELEPHONE/INTERNET	2,681	1,457	2,800	643	1,285	2,800
612-4413	CELL PHONES/PAGERS	0	0	0	0	0	0
612-4420	UTILITIES	<u>2,950</u>	<u>2,805</u>	<u>3,500</u>	<u>2,107</u>	<u>2,723</u>	<u>3,500</u>
	TOTAL DEPARTMENTAL SUPPORT	73,539	76,109	78,550	62,524	68,912	78,550

REPAIRS & MAINTENANCE

612-4510	REPAIRS-VEHICLES & EQUIPMENT	41,725	20,877	20,000	13,413	18,000	50,000
612-4515	TIRES & TUBES	14,923	11,765	15,000	13,500	14,474	34,000
612-4520	REPAIRS - BUILDING & GROUNDS	0	1,553	10,000	1,056	2,112	10,000
612-4525	REPAIRS - BRIDGES	0	0	5,000	794	794	10,000
612-4530	GRAVEL, CONCRETE & PREMIX	43,365	16,950	50,000	9,036	25,000	150,000
612-4535	PIPES & CULVERTS	0	387	10,000	3,626	5,000	10,000
612-4560	INSURANCE-PROPERTY COVERAGE	5,362	6,943	6,000	7,316	7,316	7,500
612-4570	INSURANCE-AUTO LIABILITY	3,501	2,937	3,998	3,531	3,531	4,000
612-4574	INSURANCE-CRIME COVERAGE	0	0	0	0	0	0
612-4575	INSURANCE-AUTO PHYSICAL DAMAGE	<u>3,224</u>	<u>2,920</u>	<u>3,002</u>	<u>3,002</u>	<u>3,002</u>	<u>3,000</u>
	TOTAL REPAIRS & MAINTENANCE	112,100	64,333	123,000	55,274	79,229	278,500

ADOPTED BUDGET REPORT
AS OF: AUGUST 31ST, 2024

22 -ROAD & BRIDGE PRECINCT #2

PRECINCT #2

DEPARTMENTAL EXPENDITURES

	(----- 2023-2024 -----)				(----- 2024-2025 -----)		
	2021-2022	2022-2023	CURRENT	Y-T-D	PROJECTED	REQUESTED	ADOPTED
	ACTUAL	ACTUAL	BUDGET	ACTUAL	TO YEAR END	BUDGET	BUDGET

CONTRACTUAL/PROFESSIONAL

612-4600	RENT-OFFICE/PROPERTY	0	0	0	0	0	0
612-4610	RENTALS-MACHINE/EQUIPMENT	3,721	696	5,000	580	696	5,000
612-4630	SOLID WASTE DISPOSAL	0	0	0	0	0	0
612-4640	CONTRACT LABOR	0	1,900	0	5,801	5,800	25,000
612-4690	GRANT MATCHING	0	9	0	0	0	0
612-4885	OTHER COVID RELATED EXPENSES	0	0	0	0	0	0
TOTAL CONTRACTUAL/PROFESSIONAL		3,721	2,605	5,000	6,381	6,496	30,000

MISCELLANEOUS

612-4990	REIMBURSEMENTS	15,000	0	0	0	0	0
612-4995	PRIOR YEAR EXPENDITURES	0	0	0	0	0	0
TOTAL MISCELLANEOUS		15,000	0	0	0	0	0

CAPITAL OUTLAY

612-5300	CAPITAL OUTLAY-BUILDING	0	0	0	0	0	0
612-5700	CAPITAL OUTLAY-EQUIPMENT	21,500	42,500	5,245	5,245	5,245	50,000
612-5800	CAPITAL OUTLAY-VEHICLES	0	0	34,755	0	0	40,000
612-5900	CAPITAL OUTLAY-R&B CONST	0	0	0	0	0	0
TOTAL CAPITAL OUTLAY		21,500	42,500	40,000	5,245	5,245	90,000

DEBT SERVICE

612-6150	CAPITAL LEASE - PRINCIPAL	0	0	0	0	0	0
612-6160	CAPITAL LEASE - INTEREST	0	0	0	0	0	0
612-6200	TIME WARRANT-PRINCIPAL	46,120	46,119	0	0	0	0
612-6700	TIME WARRANT-INTEREST	2,594	661	0	0	0	0
TOTAL DEBT SERVICE		48,714	46,780	0	0	0	0

7 - 8 (NOT USED)

612-9000	CONTINGENCY	0	0	50,000	0	0	85,000
TOTAL 7 - 8 (NOT USED)		0	0	50,000	0	0	85,000

** TOTAL PRECINCT #2		763,824	788,421	953,412	656,806	745,966	1,256,856
		=====	=====	=====	=====	=====	=====

TOTAL EXPENDITURES		763,824	788,421	953,412	656,806	745,966	1,256,856
--------------------	--	---------	---------	---------	---------	---------	-----------

TRANSFERS OUT

700-1000	TRANSFER OUT	0	0	0	0	0	0
700-1010	TRANSFER OUT GF	0	0	0	0	0	0
700-1020	TRANSFER OUT-R&B GENERAL	0	0	0	0	0	0
TOTAL TRANSFERS OUT		0	0	0	0	0	0

TOTAL EXPENDITURES & TRANSFERS OUT		763,824	788,421	953,412	656,806	745,966	1,256,856
		=====	=====	=====	=====	=====	=====

*** END OF REPORT ***

ADOPTED BUDGET REPORT
AS OF: AUGUST 31ST, 2024

23 -ROAD & BRIDGE PRECINCT #3

	(----- 2023-2024 -----)				(----- 2024-2025 -----)		
	2021-2022	2022-2023	CURRENT	Y-T-D	PROJECTED	REQUESTED	ADOPTED
	ACTUAL	ACTUAL	BUDGET	ACTUAL	TO YEAR END	BUDGET	BUDGET
BEGINNING FUND BALANCE	588,327	645,795	920,113	920,113	920,113	973,454	973,454
REVENUE SUMMARY							

ALL REVENUE	107,833	127,678	1,000	20,492	76,646	12,000	12,000
TRANSFERS IN	<u>590,954</u>	<u>688,080</u>	<u>799,204</u>	<u>400,000</u>	<u>799,204</u>	<u>926,680</u>	<u>926,680</u>
TOTAL REVENUES & TRANSFERS IN	698,787	815,758	800,204	420,492	875,850	938,680	938,680
	=====	=====	=====	=====	=====	=====	=====
TOTAL AVAILABLE RESOURCES	1,287,113	1,461,553	1,720,317	1,340,605	1,795,964	1,912,134	1,912,134
EXPENDITURE SUMMARY							

PRECINCT #3	641,318	541,440	1,006,906	731,341	822,510	1,026,962	1,244,894
TRANSFERS OUT	<u>0</u>	<u>0</u>	<u>0</u>	<u>0</u>	<u>0</u>	<u>0</u>	<u>0</u>
TOTAL EXPENDITURES & TRANSFERS OUT	641,318	541,440	1,006,906	731,341	822,510	1,026,962	1,244,894
	=====	=====	=====	=====	=====	=====	=====
SURPUS / (DEFICIT)	57,468	274,318	(206,702)	(310,849)	53,340	(88,282)	(306,214)
ENDING FUND BALANCE	645,795	920,113	713,411	609,264	973,454	885,172	667,240

ADOPTED BUDGET REPORT
AS OF: AUGUST 31ST, 2024

23 -ROAD & BRIDGE PRECINCT #3

PRECINCT #3

DEPARTMENTAL EXPENDITURES

(----- 2023-2024 -----) (----- 2024-2025 -----)

	2021-2022	2022-2023	CURRENT	Y-T-D	PROJECTED	REQUESTED	ADOPTED
	ACTUAL	ACTUAL	BUDGET	ACTUAL	TO YEAR END	BUDGET	BUDGET

SALARIES & WAGES

613-1010	SALARY, OFFICIAL	41,637	45,837	50,421	46,219	50,421	51,421
613-1020	SALARY, EMPLOYEES	180,429	193,253	212,461	175,641	197,255	223,718
613-1025	LONGEVITY PAY	3,140	2,600	6,010	6,010	6,010	4,980
613-1030	PART-TIME HELP	22,220	26,368	36,703	25,402	28,131	42,000
613-1050	OVERTIME/DISCRETIONARY	1,782	0	3,000	0	0	3,000
613-1070	TEMPORARY HELP	<u>0</u>	<u>0</u>	<u>5,000</u>	<u>0</u>	<u>0</u>	<u>5,000</u>
	TOTAL SALARIES & WAGES	249,208	268,058	313,595	253,273	281,817	330,119

BENEFITS & EXPENDITURES

613-2010	SOCIAL SECURITY	19,048	21,091	25,367	20,029	22,767	26,631
613-2020	RETIREMENT	17,890	27,830	35,142	25,541	29,412	35,278
613-2030	HEALTH INSURANCE	48,769	55,849	62,034	52,452	59,415	66,007
613-2040	DEATH BENEFITS	1,149	942	1,005	730	840	1,090
613-2090	UNEMPLOYMENT INSURANCE	150	120	133	81	92	139
613-2255	CELL PHONE ALLOWANCE-OFFICIAL	0	0	0	0	0	0
613-2256	CELL PHONE ALLOWANCE-EMPLOYEES	0	0	0	0	0	0
613-2260	TRAVEL ALLOWANCE, OFFICIAL	<u>13,500</u>	<u>18,000</u>	<u>18,000</u>	<u>16,500</u>	<u>18,000</u>	<u>18,000</u>
	TOTAL BENEFITS & EXPENDITURES	100,505	123,833	141,681	115,333	130,526	147,145

DEPARTMENTAL SUPPORT

613-3050	SURETY & NOTARY BONDS	0	0	200	0	0	200
613-3110	OFFICE SUPPLIES	396	687	1,000	414	463	1,000
613-3320	EQUIPMENT - NON-CAPITAL	931	750	0	705	705	0
613-3510	PARTS & SUPPLIES	33,447	31,096	30,000	22,036	30,068	30,000
613-3520	FUEL	34,883	0	50,000	3,288	3,288	50,000
613-4270	MILEAGE/TRAVEL REIMBURSEMENT	0	0	0	0	0	0
613-4290	CONFERENCE & SEMINARS	250	250	1,000	250	500	1,000
613-4410	TELEPHONE/INTERNET	2,414	1,231	2,550	659	1,043	2,550
613-4413	CELL PHONES/PAGERS	0	0	0	0	0	0
613-4420	UTILITIES	<u>4,639</u>	<u>4,938</u>	<u>4,800</u>	<u>3,705</u>	<u>4,652</u>	<u>4,800</u>
	TOTAL DEPARTMENTAL SUPPORT	76,960	38,952	89,550	31,056	40,719	89,550

REPAIRS & MAINTENANCE

613-4510	REPAIRS-VEHICLES & EQUIPMENT	48,139	26,369	70,000	46,693	70,000	70,000
613-4515	TIRES & TUBES	9,919	7,489	14,000	9,411	17,716	14,000
613-4520	REPAIRS - BUILDING & GROUNDS	0	0	5,000	4,500	9,000	5,000
613-4525	REPAIRS - BRIDGES	25,908	2,570	20,000	0	0	20,000
613-4530	GRAVEL, CONCRETE & PREMIX	24,110	32,628	50,000	0	0	150,000
613-4535	PIPES & CULVERTS	3,792	0	5,000	0	0	5,000
613-4560	INSURANCE-PROPERTY COVERAGE	3,406	4,597	7,000	5,000	5,000	7,000
613-4570	INSURANCE-AUTO LIABILITY	3,468	3,399	4,000	3,828	3,828	4,000
613-4574	INSURANCE-CRIME COVERAGE	0	0	0	0	0	0
613-4575	INSURANCE-AUTO PHYSICAL DAMAGE	<u>3,057</u>	<u>3,011</u>	<u>3,200</u>	<u>2,965</u>	<u>2,965</u>	<u>3,200</u>
	TOTAL REPAIRS & MAINTENANCE	121,799	80,063	178,200	72,397	108,509	278,200

ADOPTED BUDGET REPORT
AS OF: AUGUST 31ST, 2024

23 -ROAD & BRIDGE PRECINCT #3
PRECINCT #3

DEPARTMENTAL EXPENDITURES

	(----- 2023-2024 -----)				(----- 2024-2025 -----)		
	2021-2022	2022-2023	CURRENT	Y-T-D	PROJECTED	REQUESTED	ADOPTED
	ACTUAL	ACTUAL	BUDGET	ACTUAL	TO YEAR END	BUDGET	BUDGET

CONTRACTUAL/PROFESSIONAL

613-4610 RENTALS-MACHINE/EQUIPMENT	708	708	3,994	590	531	4,000	4,000
613-4620 BOX RENT	160	170	186	186	186	180	180
613-4625 RENT - COLLECTION STATION PROP	4,570	4,665	4,700	4,644	4,644	4,700	4,700
613-4630 SOLID WASTE DISPOSAL	13,207	12,643	12,000	10,667	12,383	12,000	12,000
613-4640 CONTRACT LABOR	0	0	15,000	0	0	15,000	15,000
613-4690 GRANT MATCHING	0	0	0	0	0	0	0
613-4885 OTHER COVID RELATED EXPENSES	0	0	0	0	0	0	0
TOTAL CONTRACTUAL/PROFESSIONAL	18,645	18,186	35,880	16,087	17,744	35,880	35,880

MISCELLANEOUS

613-4995 PRIOR YEAR EXPENDITURES	0	(1,440)	0	0	0	0	0
TOTAL MISCELLANEOUS	0	(1,440)	0	0	0	0	0

CAPITAL OUTLAY

613-5700 CAPITAL OUTLAY-EQUIPMENT	74,201	13,789	40,000	172,087	172,087	40,000	40,000
613-5800 CAPITAL OUTLAY-VEHICLES	0	0	8,000	71,108	71,108	8,000	80,000
613-5900 CAPITAL OUTLAY-R&B CONST	0	0	0	0	0	0	0
TOTAL CAPITAL OUTLAY	74,201	13,789	48,000	243,195	243,195	48,000	120,000

7 - 8 (NOT USED)

613-9000 CONTINGENCY	0	0	200,000	0	0	200,000	244,000
TOTAL 7 - 8 (NOT USED)	0	0	200,000	0	0	200,000	244,000

** TOTAL PRECINCT #3	641,318	541,440	1,006,906	731,341	822,510	1,026,962	1,244,894
	=====	=====	=====	=====	=====	=====	=====

TOTAL EXPENDITURES	641,318	541,440	1,006,906	731,341	822,510	1,026,962	1,244,894
--------------------	---------	---------	-----------	---------	---------	-----------	-----------

TRANSFERS OUT

700-1000 TRANSFER OUT	0	0	0	0	0	0	0
700-1010 TRANSFER OUT GF	0	0	0	0	0	0	0
700-1020 TRANSFER OUT-R&B GENERAL	0	0	0	0	0	0	0
TOTAL TRANSFERS OUT	0	0	0	0	0	0	0

TOTAL EXPENDITURES & TRANSFERS OUT	641,318	541,440	1,006,906	731,341	822,510	1,026,962	1,244,894
	=====	=====	=====	=====	=====	=====	=====

*** END OF REPORT ***

ADOPTED BUDGET REPORT
AS OF: AUGUST 31ST, 2024

24 -ROAD & BRIDGE PRECINCT #4

	(----- 2023-2024 -----)				(----- 2024-2025 -----)		
	2021-2022	2022-2023	CURRENT	Y-T-D	PROJECTED	REQUESTED	ADOPTED
	ACTUAL	ACTUAL	BUDGET	ACTUAL	TO YEAR END	BUDGET	BUDGET
BEGINNING FUND BALANCE	439,714	398,595	426,009	426,009	426,009	610,281	610,281
REVENUE SUMMARY							

ALL REVENUE	14,188	331,967	1,000	31,326	66,168	5,000	5,000
TRANSFERS IN	<u>607,542</u>	<u>670,020</u>	<u>779,040</u>	<u>400,000</u>	<u>779,040</u>	<u>889,000</u>	<u>889,000</u>
TOTAL REVENUES & TRANSFERS IN	621,730	1,001,987	780,040	431,326	845,208	894,000	894,000
	=====	=====	=====	=====	=====	=====	=====
TOTAL AVAILABLE RESOURCES	1,061,444	1,400,582	1,206,049	857,334	1,271,217	1,504,281	1,504,281
EXPENDITURE SUMMARY							

PRECINCT #4	662,849	974,573	880,518	569,259	660,936	907,629	1,011,345
TRANSFERS OUT	<u>0</u>	<u>0</u>	<u>0</u>	<u>0</u>	<u>0</u>	<u>0</u>	<u>0</u>
TOTAL EXPENDITURES & TRANSFERS OUT	662,849	974,573	880,518	569,259	660,936	907,629	1,011,345
	=====	=====	=====	=====	=====	=====	=====
SURPLUS / (DEFICIT)	(41,119)	27,414	(100,478)	(137,933)	184,273	(13,629)	(117,345)
ENDING FUND BALANCE	398,595	426,009	325,531	288,075	610,281	596,652	492,936

ADOPTED BUDGET REPORT
AS OF: AUGUST 31ST, 2024

24 -ROAD & BRIDGE PRECINCT #4

PRECINCT #4

DEPARTMENTAL EXPENDITURES

(----- 2023-2024 -----) (----- 2024-2025 -----)

	2021-2022	2022-2023	CURRENT	Y-T-D	PROJECTED	REQUESTED	ADOPTED
	ACTUAL	ACTUAL	BUDGET	ACTUAL	TO YEAR END	BUDGET	BUDGET

SALARIES & WAGES

614-1010	SALARY, OFFICIAL	41,637	45,837	50,421	46,219	50,421	51,421
614-1020	SALARY, EMPLOYEES	215,479	182,100	270,270	220,258	242,369	285,926
614-1025	LONGEVITY PAY	1,825	1,945	4,550	4,550	7,189	5,490
614-1030	PART-TIME HELP	35,929	54,955	43,933	36,132	47,658	48,500
614-1050	OVERTIME/DISCRETIONARY	0	0	0	0	0	0
614-1070	TEMPORARY HELP	<u>0</u>	<u>0</u>	<u>0</u>	<u>0</u>	<u>0</u>	<u>0</u>
	TOTAL SALARIES & WAGES	294,870	284,837	369,174	307,159	347,636	391,337

BENEFITS & EXPENDITURES

614-2010	SOCIAL SECURITY	22,785	22,592	29,646	24,717	28,202	31,479
614-2020	RETIREMENT	21,009	29,927	41,699	30,643	35,141	42,308
614-2030	HEALTH INSURANCE	50,168	43,711	81,912	54,963	59,960	86,410
614-2040	DEATH BENEFITS	1,351	984	1,192	876	1,003	1,307
614-2090	UNEMPLOYMENT INSURANCE	177	127	161	103	114	171
614-2256	CELL PHONE ALLOWANCE-EMPLOYEES	360	390	360	0	0	2,160
614-2260	TRAVEL ALLOWANCE, OFFICIAL	<u>13,500</u>	<u>18,000</u>	<u>18,000</u>	<u>16,500</u>	<u>18,000</u>	<u>18,000</u>
	TOTAL BENEFITS & EXPENDITURES	109,350	115,732	172,970	127,802	142,421	181,835

DEPARTMENTAL SUPPORT

614-3050	SURETY & NOTARY BONDS	0	178	200	0	0	200
614-3110	OFFICE SUPPLIES	55	280	500	390	536	750
614-3320	EQUIPMENT - NON-CAPITAL	7,246	590	5,000	2,050	2,050	5,000
614-3510	PARTS & SUPPLIES	8,594	19,383	10,000	1,309	2,165	10,000
614-3520	FUEL	5,142	0	10,000	0	0	10,000
614-3560	STOCKPILING	0	0	0	0	0	0
614-4150	PUBLISHING LEGAL NOTICES	0	0	100	0	0	100
614-4270	MILEAGE/TRAVEL REIMBURSEMENT	0	118	300	0	0	300
614-4290	CONFERENCE & SEMINARS	275	1,418	3,200	285	570	2,500
614-4410	TELEPHONE/INTERNET	2,434	1,252	3,400	427	853	3,400
614-4413	CELL PHONES/PAGERS	0	0	0	0	0	0
614-4420	UTILITIES	<u>3,329</u>	<u>3,099</u>	<u>3,500</u>	<u>2,904</u>	<u>3,575</u>	<u>3,750</u>
	TOTAL DEPARTMENTAL SUPPORT	27,075	26,318	36,200	7,365	9,749	36,000

REPAIRS & MAINTENANCE

614-4510	REPAIRS-VEHICLES & EQUIPMENT	14,749	19,187	10,000	13,103	15,000	10,000
614-4515	TIRES & TUBES	4,149	2,778	4,000	0	2,000	4,000
614-4520	REPAIRS - BUILDING & GROUNDS	340	4,261	7,185	7,812	8,000	8,000
614-4525	REPAIRS - BRIDGES	0	0	0	0	0	0
614-4530	GRAVEL, CONCRETE & PREMIX	85,439	132,370	84,815	0	30,000	150,000
614-4535	PIPES & CULVERTS	6,189	1,746	3,000	0	0	3,000
614-4560	INSURANCE-PROPERTY COVERAGE	4,678	6,012	6,000	7,682	7,682	8,000
614-4570	INSURANCE-AUTO LIABILITY	2,641	2,442	4,000	2,541	2,541	4,000
614-4574	INSURANCE-CRIME COVERAGE	0	0	0	0	0	0
614-4575	INSURANCE-AUTO PHYSICAL DAMAGE	<u>3,209</u>	<u>2,855</u>	<u>4,000</u>	<u>2,770</u>	<u>2,770</u>	<u>4,000</u>
	TOTAL REPAIRS & MAINTENANCE	121,394	171,652	123,000	33,907	67,993	191,000

ADOPTED BUDGET REPORT
AS OF: AUGUST 31ST, 2024

24 -ROAD & BRIDGE PRECINCT #4

PRECINCT #4

DEPARTMENTAL EXPENDITURES

(----- 2023-2024 -----) (----- 2024-2025 -----)

2021-2022 2022-2023 CURRENT Y-T-D PROJECTED REQUESTED ADOPTED
ACTUAL ACTUAL BUDGET ACTUAL TO YEAR END BUDGET BUDGET

CONTRACTUAL/PROFESSIONAL

Table with 8 columns: Description, 2021-2022 ACTUAL, 2022-2023 ACTUAL, CURRENT BUDGET, Y-T-D ACTUAL, PROJECTED TO YEAR END, REQUESTED BUDGET, ADOPTED BUDGET. Rows include RENTALS-MACHINE/EQUIPMENT, BOX RENT, SOLID WASTE DISPOSAL, CONTRACT LABOR, GRANT MATCHING, OTHER COVID RELATED EXPENSES, and TOTAL CONTRACTUAL/PROFESSIONAL.

MISCELLANEOUS

Table with 8 columns: Description, 2021-2022 ACTUAL, 2022-2023 ACTUAL, CURRENT BUDGET, Y-T-D ACTUAL, PROJECTED TO YEAR END, REQUESTED BUDGET, ADOPTED BUDGET. Rows include PRIOR YEAR EXPENDITURES and TOTAL MISCELLANEOUS.

CAPITAL OUTLAY

Table with 8 columns: Description, 2021-2022 ACTUAL, 2022-2023 ACTUAL, CURRENT BUDGET, Y-T-D ACTUAL, PROJECTED TO YEAR END, REQUESTED BUDGET, ADOPTED BUDGET. Rows include CAPITAL OUTLAY-BUILDING, CAPITAL OUTLAY-EQUIPMENT, CAPITAL OUTLAY-VEHICLES, CAPITAL OUTLAY-R&B CONST, and TOTAL CAPITAL OUTLAY.

DEBT SERVICE

Table with 8 columns: Description, 2021-2022 ACTUAL, 2022-2023 ACTUAL, CURRENT BUDGET, Y-T-D ACTUAL, PROJECTED TO YEAR END, REQUESTED BUDGET, ADOPTED BUDGET. Rows include CAPITAL LEASE - PRINCIPAL, CAPITAL LEASE - INTEREST, TIME WARRANT-PRINCIPAL, TIME WARRANT-INTEREST, and TOTAL DEBT SERVICE.

7 - 8 (NOT USED)

Table with 8 columns: Description, 2021-2022 ACTUAL, 2022-2023 ACTUAL, CURRENT BUDGET, Y-T-D ACTUAL, PROJECTED TO YEAR END, REQUESTED BUDGET, ADOPTED BUDGET. Rows include CONTINGENCY and TOTAL 7 - 8 (NOT USED).

** TOTAL PRECINCT #4 662,849 974,573 880,518 569,259 660,936 907,629 1,011,345

TOTAL EXPENDITURES 662,849 974,573 880,518 569,259 660,936 907,629 1,011,345

TRANSFERS OUT

Table with 8 columns: Description, 2021-2022 ACTUAL, 2022-2023 ACTUAL, CURRENT BUDGET, Y-T-D ACTUAL, PROJECTED TO YEAR END, REQUESTED BUDGET, ADOPTED BUDGET. Rows include TRANSFER OUT, TRANSFER OUT GF, TRANSFER OUT-R&B GENERAL, TRANSFER OUT - MISC. GRANTS, and TOTAL TRANSFERS OUT.

TOTAL EXPENDITURES & TRANSFERS OUT 662,849 974,573 880,518 569,259 660,936 907,629 1,011,345

*** END OF REPORT ***

ADOPTED BUDGET REPORT
AS OF: AUGUST 31ST, 2024

30 -SHERIFF'S DONATIONS-EQUIP

	(----- 2023-2024 -----)				(----- 2024-2025 -----)		
	2021-2022	2022-2023	CURRENT	Y-T-D	PROJECTED	REQUESTED	ADOPTED
	ACTUAL	ACTUAL	BUDGET	ACTUAL	TO YEAR END	BUDGET	BUDGET
BEGINNING FUND BALANCE	24,366	30,184	33,855	33,855	33,855	34,588	34,588
REVENUE SUMMARY							

ALL REVENUE	7,602	5,156	50	3,113	733	50	50
TRANSFERS IN	<u>0</u>	<u>0</u>	<u>0</u>	<u>0</u>	<u>0</u>	<u>0</u>	<u>0</u>
TOTAL REVENUES & TRANSFERS IN	7,602	5,156	50	3,113	733	50	50
	=====	=====	=====	=====	=====	=====	=====
TOTAL AVAILABLE RESOURCES	31,968	35,340	33,905	36,968	34,588	34,638	34,638
EXPENDITURE SUMMARY							

SHERIFF	1,784	1,485	22,500	29	0	22,500	22,500
TRANSFERS OUT	<u>0</u>	<u>0</u>	<u>0</u>	<u>0</u>	<u>0</u>	<u>0</u>	<u>0</u>
TOTAL EXPENDITURES & TRANSFERS OUT	1,784	1,485	22,500	29	0	22,500	22,500
	=====	=====	=====	=====	=====	=====	=====
SURPLUS / (DEFICIT)	5,818	3,671	(22,450)	3,084	733	(22,450)	(22,450)
ENDING FUND BALANCE	30,184	33,855	11,405	36,939	34,588	12,138	12,138

ADOPTED BUDGET REPORT
AS OF: AUGUST 31ST, 2024

30 -SHERIFF'S DONATIONS-EQUIP

SHERIFF

DEPARTMENTAL EXPENDITURES

(----- 2023-2024 -----) (----- 2024-2025 -----)

	2021-2022	2022-2023	CURRENT	Y-T-D	PROJECTED	REQUESTED	ADOPTED
	ACTUAL	ACTUAL	BUDGET	ACTUAL	TO YEAR END	BUDGET	BUDGET
<u>DEPARTMENTAL SUPPORT</u>							
565-3320 EQUIPMENT, NON-CAPITAL	1,699	1,457	5,000	0	0	5,000	5,000
565-3351 UNIFORMS	0	0	1,000	0	0	1,000	1,000
565-3510 PARTS & SUPPLIES	85	29	2,000	29	0	2,000	2,000
565-4290 CONFERENCES & SEMINARS	<u>0</u>	<u>0</u>	<u>4,500</u>	<u>0</u>	<u>0</u>	<u>4,500</u>	<u>4,500</u>
TOTAL DEPARTMENTAL SUPPORT	1,784	1,485	12,500	29	0	12,500	12,500
<u>MISCELLANEOUS</u>							
565-4995 GRANT MATCHING FUNDS	<u>0</u>	<u>0</u>	<u>0</u>	<u>0</u>	<u>0</u>	<u>0</u>	<u>0</u>
TOTAL MISCELLANEOUS	0	0	0	0	0	0	0
<u>CAPITAL OUTLAY</u>							
565-5700 CAPITAL OUTLAY-EQUIPMENT	<u>0</u>	<u>0</u>	<u>0</u>	<u>0</u>	<u>0</u>	<u>0</u>	<u>0</u>
TOTAL CAPITAL OUTLAY	0	0	0	0	0	0	0
<u>7 - 8 (NOT USED)</u>							
565-9000 CONTINGENCY	<u>0</u>	<u>0</u>	<u>10,000</u>	<u>0</u>	<u>0</u>	<u>10,000</u>	<u>10,000</u>
TOTAL 7 - 8 (NOT USED)	<u>0</u>	<u>0</u>	<u>10,000</u>	<u>0</u>	<u>0</u>	<u>10,000</u>	<u>10,000</u>
** TOTAL SHERIFF	1,784	1,485	22,500	29	0	22,500	22,500
	=====	=====	=====	=====	=====	=====	=====
TOTAL EXPENDITURES	1,784	1,485	22,500	29	0	22,500	22,500

*** END OF REPORT ***

ADOPTED BUDGET REPORT
AS OF: AUGUST 31ST, 2024

37 -RECORD MANAGEMENT & PRESE

	(----- 2023-2024 -----)				(----- 2024-2025 -----)		
	2021-2022	2022-2023	CURRENT	Y-T-D	PROJECTED	REQUESTED	ADOPTED
	ACTUAL	ACTUAL	BUDGET	ACTUAL	TO YEAR END	BUDGET	BUDGET
BEGINNING FUND BALANCE	309,312	275,740	299,182	299,182	299,182	397,520	397,520
REVENUE SUMMARY							

ALL REVENUE	163,385	140,031	163,400	119,441	141,812	163,400	163,400
TRANSFERS IN	<u>0</u>	<u>110</u>	<u>0</u>	<u>0</u>	<u>0</u>	<u>0</u>	<u>0</u>
TOTAL REVENUES & TRANSFERS IN	<u>163,385</u>	<u>140,140</u>	<u>163,400</u>	<u>119,441</u>	<u>141,812</u>	<u>163,400</u>	<u>163,400</u>
	=====	=====	=====	=====	=====	=====	=====
TOTAL AVAILABLE RESOURCES	472,696	415,881	462,582	418,623	440,994	560,920	560,920
EXPENDITURE SUMMARY							

OTHER EXPENDITURES	196,956	116,699	374,553	47,908	43,474	380,575	380,575
TRANSFERS OUT	<u>0</u>	<u>0</u>	<u>0</u>	<u>0</u>	<u>0</u>	<u>0</u>	<u>0</u>
TOTAL EXPENDITURES & TRANSFERS OUT	<u>196,956</u>	<u>116,699</u>	<u>374,553</u>	<u>47,908</u>	<u>43,474</u>	<u>380,575</u>	<u>380,575</u>
	=====	=====	=====	=====	=====	=====	=====
SURPLUS / (DEFICIT)	(33,571)	23,442	(211,153)	71,533	98,338	(217,175)	(217,175)
ENDING FUND BALANCE	275,740	299,182	88,029	370,715	397,520	180,345	180,345

ADOPTED BUDGET REPORT
AS OF: AUGUST 31ST, 2024

37 -RECORD MANAGEMENT & PRESE

OTHER EXPENDITURES

DEPARTMENTAL EXPENDITURES

(----- 2023-2024 -----) (----- 2024-2025 -----)

2021-2022 2022-2023 CURRENT Y-T-D PROJECTED REQUESTED ADOPTED
ACTUAL ACTUAL BUDGET ACTUAL TO YEAR END BUDGET BUDGET

SALARIES & WAGES

Table with 8 columns: Code, Description, 2021-2022 Actual, 2022-2023 Actual, Current Budget, Y-T-D Actual, Projected to Year End, Requested Budget, Adopted Budget. Rows include SALARY, EMPLOYEES, PART-TIME HELP, TEMPORARY HELP, and TOTAL SALARIES & WAGES.

BENEFITS & EXPENDITURES

Table with 8 columns: Code, Description, 2021-2022 Actual, 2022-2023 Actual, Current Budget, Y-T-D Actual, Projected to Year End, Requested Budget, Adopted Budget. Rows include SOCIAL SECURITY, RETIREMENT, HEALTH INSURANCE, DEATH BENEFITS, UNEMPLOYMENT INSURANCE, and TOTAL BENEFITS & EXPENDITURES.

DEPARTMENTAL SUPPORT

Table with 8 columns: Code, Description, 2021-2022 Actual, 2022-2023 Actual, Current Budget, Y-T-D Actual, Projected to Year End, Requested Budget, Adopted Budget. Rows include EQUIPMENT, NON-CAPITAL, PARTS & SUPPLIES, IMAGING SYS/COUNTY CLERK, CONFERENCE/SEMINARS-VITAL STAT, RECORD COVERS AND REBINDING, MICROFILM, REC, INDEX, RESTORING, MAINTAIN CC RECORDS ARCHIVE, and TOTAL DEPARTMENTAL SUPPORT.

REPAIRS & MAINTENANCE

Table with 8 columns: Code, Description, 2021-2022 Actual, 2022-2023 Actual, Current Budget, Y-T-D Actual, Projected to Year End, Requested Budget, Adopted Budget. Rows include COMPUTER EXPENSE, REPAIRS - BUILDING & GROUNDS, and TOTAL REPAIRS & MAINTENANCE.

CAPITAL OUTLAY

Table with 8 columns: Code, Description, 2021-2022 Actual, 2022-2023 Actual, Current Budget, Y-T-D Actual, Projected to Year End, Requested Budget, Adopted Budget. Rows include CAPITAL OUTLAY-EQUIPMENT and TOTAL CAPITAL OUTLAY.

7 - 8 (NOT USED)

Table with 8 columns: Code, Description, 2021-2022 Actual, 2022-2023 Actual, Current Budget, Y-T-D Actual, Projected to Year End, Requested Budget, Adopted Budget. Rows include CONTINGENCY and TOTAL 7 - 8 (NOT USED).

** TOTAL OTHER EXPENDITURES 196,956 116,699 374,553 47,908 43,474 380,575 380,575

TOTAL EXPENDITURES 196,956 116,699 374,553 47,908 43,474 380,575 380,575

*** END OF REPORT ***

ADOPTED BUDGET REPORT
AS OF: AUGUST 31ST, 2024

41 -FARM TO MARKET ROAD PRECI

	(----- 2023-2024 -----)				(----- 2024-2025 -----)		
	2021-2022	2022-2023	CURRENT	Y-T-D	PROJECTED	REQUESTED	ADOPTED
	ACTUAL	ACTUAL	BUDGET	ACTUAL	TO YEAR END	BUDGET	BUDGET
BEGINNING FUND BALANCE	608,974	720,453	633,839	633,839	633,839	698,736	698,736
REVENUE SUMMARY							

ALL REVENUE	455,460	623,332	715,579	734,971	745,192	891,273	891,273
TRANSFERS IN	<u>0</u>	<u>0</u>	<u>0</u>	<u>0</u>	<u>0</u>	<u>0</u>	<u>0</u>
TOTAL REVENUES & TRANSFERS IN	455,460	623,332	715,579	734,971	745,192	891,273	891,273
	=====	=====	=====	=====	=====	=====	=====
TOTAL AVAILABLE RESOURCES	1,064,434	1,343,785	1,349,418	1,368,809	1,379,031	1,590,009	1,590,009
EXPENDITURE SUMMARY							

PRECINCT #1	343,982	709,946	979,000	433,574	680,294	980,200	1,130,200
TRANSFERS OUT	<u>0</u>	<u>0</u>	<u>0</u>	<u>0</u>	<u>0</u>	<u>0</u>	<u>0</u>
TOTAL EXPENDITURES & TRANSFERS OUT	343,982	709,946	979,000	433,574	680,294	980,200	1,130,200
	=====	=====	=====	=====	=====	=====	=====
SURPUS / (DEFICIT)	111,478	(86,614)	(263,421)	301,397	64,898	(88,927)	(238,927)
ENDING FUND BALANCE	720,453	633,839	370,418	935,235	698,736	609,809	459,809

ADOPTED BUDGET REPORT
AS OF: AUGUST 31ST, 2024

41 -FARM TO MARKET ROAD PRECI

PRECINCT #1

DEPARTMENTAL EXPENDITURES

(----- 2023-2024 -----) (----- 2024-2025 -----)

	2021-2022	2022-2023	CURRENT	Y-T-D	PROJECTED	REQUESTED	ADOPTED
	ACTUAL	ACTUAL	BUDGET	ACTUAL	TO YEAR END	BUDGET	BUDGET
<u>DEPARTMENTAL SUPPORT</u>							
611-3510 PARTS & SUPPLIES	0	0	0	0	0	0	0
611-3520 FUEL	99,468	106,610	170,000	71,626	89,057	170,000	170,000
611-3560 STOCKPILING	0	0	0	0	0	0	0
611-4020 TAX APPRAISAL DISTRICT	<u>10,061</u>	<u>11,883</u>	<u>14,000</u>	<u>11,540</u>	<u>15,387</u>	<u>15,200</u>	<u>15,200</u>
TOTAL DEPARTMENTAL SUPPORT	109,530	118,493	184,000	83,167	104,445	185,200	185,200
<u>REPAIRS & MAINTENANCE</u>							
611-4515 TIRES & TUBES	16,246	24,933	25,000	16,949	25,000	25,000	25,000
611-4525 REPAIRS - BRIDGES	0	0	50,000	0	0	50,000	50,000
611-4530 GRAVEL, CONCRETE & PREMIX	184,430	559,367	550,000	333,033	550,000	550,000	700,000
611-4535 PIPES & CULVERTS	<u>3,166</u>	<u>5,253</u>	<u>20,000</u>	<u>425</u>	<u>850</u>	<u>20,000</u>	<u>20,000</u>
TOTAL REPAIRS & MAINTENANCE	203,842	589,553	645,000	350,408	575,850	645,000	795,000
<u>CONTRACTUAL/PROFESSIONAL</u>							
611-4640 CONTRACT LABOR	<u>30,610</u>	<u>1,900</u>	<u>50,000</u>	<u>0</u>	<u>0</u>	<u>50,000</u>	<u>50,000</u>
TOTAL CONTRACTUAL/PROFESSIONAL	30,610	1,900	50,000	0	0	50,000	50,000
<u>MISCELLANEOUS</u>							
611-4995 PRIOR YEAR EXPENDITURES	<u>0</u>	<u>0</u>	<u>0</u>	<u>0</u>	<u>0</u>	<u>0</u>	<u>0</u>
TOTAL MISCELLANEOUS	0	0	0	0	0	0	0
<u>CAPITAL OUTLAY</u>							
611-5900 CAPITAL OUTLAY-R&B CONST	<u>0</u>	<u>0</u>	<u>0</u>	<u>0</u>	<u>0</u>	<u>0</u>	<u>0</u>
TOTAL CAPITAL OUTLAY	0	0	0	0	0	0	0
<u>7 - 8 (NOT USED)</u>							
611-9000 CONTINGENCY	<u>0</u>	<u>0</u>	<u>100,000</u>	<u>0</u>	<u>0</u>	<u>100,000</u>	<u>100,000</u>
TOTAL 7 - 8 (NOT USED)	<u>0</u>	<u>0</u>	<u>100,000</u>	<u>0</u>	<u>0</u>	<u>100,000</u>	<u>100,000</u>
** TOTAL PRECINCT #1	343,982	709,946	979,000	433,574	680,294	980,200	1,130,200
	=====	=====	=====	=====	=====	=====	=====
TOTAL EXPENDITURES	343,982	709,946	979,000	433,574	680,294	980,200	1,130,200

*** END OF REPORT ***

ADOPTED BUDGET REPORT
AS OF: AUGUST 31ST, 2024

42 -FARM TO MARKET ROAD PRECI

	(----- 2023-2024 -----)				(----- 2024-2025 -----)		
	2021-2022	2022-2023	CURRENT	Y-T-D	PROJECTED	REQUESTED	ADOPTED
	ACTUAL	ACTUAL	BUDGET	ACTUAL	TO YEAR END	BUDGET	BUDGET
BEGINNING FUND BALANCE	790,711	804,168	780,945	780,945	780,945	1,035,762	1,035,762
REVENUE SUMMARY							

ALL REVENUE	522,978	678,170	804,217	823,134	833,797	984,277	984,277
TRANSFERS IN	<u>0</u>	<u>0</u>	<u>0</u>	<u>0</u>	<u>0</u>	<u>0</u>	<u>0</u>
TOTAL REVENUES & TRANSFERS IN	522,978	678,170	804,217	823,134	833,797	984,277	984,277
	=====	=====	=====	=====	=====	=====	=====
TOTAL AVAILABLE RESOURCES	1,313,689	1,482,337	1,585,162	1,604,079	1,614,742	2,020,039	2,020,039
EXPENDITURE SUMMARY							

PRECINCT #2	509,522	701,392	806,000	474,025	578,980	807,000	1,027,000
TRANSFERS OUT	<u>0</u>	<u>0</u>	<u>0</u>	<u>0</u>	<u>0</u>	<u>0</u>	<u>0</u>
TOTAL EXPENDITURES & TRANSFERS OUT	509,522	701,392	806,000	474,025	578,980	807,000	1,027,000
	=====	=====	=====	=====	=====	=====	=====
SURPLUS / (DEFICIT)	13,456	(23,222)	(1,783)	349,109	254,817	177,277	(42,723)
ENDING FUND BALANCE	804,168	780,945	779,162	1,130,054	1,035,762	1,213,039	993,039

ADOPTED BUDGET REPORT
AS OF: AUGUST 31ST, 2024

42 -FARM TO MARKET ROAD PRECI

PRECINCT #2

DEPARTMENTAL EXPENDITURES

(----- 2023-2024 -----) (----- 2024-2025 -----)

	2021-2022	2022-2023	CURRENT	Y-T-D	PROJECTED	REQUESTED	ADOPTED
	ACTUAL	ACTUAL	BUDGET	ACTUAL	TO YEAR END	BUDGET	BUDGET
<u>DEPARTMENTAL SUPPORT</u>							
612-3510 PARTS & SUPPLIES	0	0	0	0	0	0	0
612-3520 FUEL	55,821	58,570	40,000	31,540	52,711	40,000	40,000
612-4020 TAX APPRAISAL DISTRICT	<u>11,550</u>	<u>12,955</u>	<u>16,000</u>	<u>12,977</u>	<u>17,302</u>	<u>17,000</u>	<u>17,000</u>
TOTAL DEPARTMENTAL SUPPORT	67,371	71,524	56,000	44,516	70,013	57,000	57,000
<u>REPAIRS & MAINTENANCE</u>							
612-4510 REPAIRS-VEHICLES & EQUIPMENT	0	0	58,967	58,967	58,967	0	20,000
612-4515 TIRES & TUBES	0	0	0	0	0	0	0
612-4525 REPAIRS - BRIDGES	0	0	0	0	0	0	0
612-4530 GRAVEL, CONCRETE & PREMIX	417,106	607,868	541,033	370,542	450,000	600,000	800,000
612-4535 PIPES & CULVERTS	<u>0</u>	<u>0</u>	<u>0</u>	<u>0</u>	<u>0</u>	<u>0</u>	<u>0</u>
TOTAL REPAIRS & MAINTENANCE	417,106	607,868	600,000	429,509	508,967	600,000	820,000
<u>CONTRACTUAL/PROFESSIONAL</u>							
612-4640 CONTRACT LABOR	<u>0</u>	<u>0</u>	<u>0</u>	<u>0</u>	<u>0</u>	<u>0</u>	<u>0</u>
TOTAL CONTRACTUAL/PROFESSIONAL	0	0	0	0	0	0	0
<u>MISCELLANEOUS</u>							
612-4995 PRIOR YEAR EXPENDITURES	<u>0</u>	<u>0</u>	<u>0</u>	<u>0</u>	<u>0</u>	<u>0</u>	<u>0</u>
TOTAL MISCELLANEOUS	0	0	0	0	0	0	0
<u>CAPITAL OUTLAY</u>							
612-5700 CAPITAL OUTLAY-EQUIPMENT	0	0	0	0	0	0	0
612-5800 CAPITAL OUTLAY-VEHICLES	<u>25,045</u>	<u>22,000</u>	<u>0</u>	<u>0</u>	<u>0</u>	<u>0</u>	<u>0</u>
TOTAL CAPITAL OUTLAY	25,045	22,000	0	0	0	0	0
<u>7 - 8 (NOT USED)</u>							
612-9000 CONTINGENCY	<u>0</u>	<u>0</u>	<u>150,000</u>	<u>0</u>	<u>0</u>	<u>150,000</u>	<u>150,000</u>
TOTAL 7 - 8 (NOT USED)	<u>0</u>	<u>0</u>	<u>150,000</u>	<u>0</u>	<u>0</u>	<u>150,000</u>	<u>150,000</u>
** TOTAL PRECINCT #2	509,522	701,392	806,000	474,025	578,980	807,000	1,027,000
	=====	=====	=====	=====	=====	=====	=====
TOTAL EXPENDITURES	509,522	701,392	806,000	474,025	578,980	807,000	1,027,000

*** END OF REPORT ***

ADOPTED BUDGET REPORT
AS OF: AUGUST 31ST, 2024

43 -FARM TO MARKET ROAD PRECI

	(----- 2023-2024 -----)				(----- 2024-2025 -----)		
	2021-2022	2022-2023	CURRENT	Y-T-D	PROJECTED	REQUESTED	ADOPTED
	ACTUAL	ACTUAL	BUDGET	ACTUAL	TO YEAR END	BUDGET	BUDGET
BEGINNING FUND BALANCE	717,640	667,361	570,383	570,383	570,383	640,857	640,857
REVENUE SUMMARY							

ALL REVENUE	412,592	547,867	632,485	652,221	664,962	800,142	800,142
TRANSFERS IN	<u>0</u>	<u>0</u>	<u>0</u>	<u>0</u>	<u>0</u>	<u>0</u>	<u>0</u>
TOTAL REVENUES & TRANSFERS IN	412,592	547,867	632,485	652,221	664,962	800,142	800,142
	=====	=====	=====	=====	=====	=====	=====
TOTAL AVAILABLE RESOURCES	1,130,233	1,215,228	1,202,868	1,222,604	1,235,345	1,440,999	1,440,999
EXPENDITURE SUMMARY							

PRECINCT #3	462,871	644,846	908,000	474,015	594,488	909,000	909,000
TRANSFERS OUT	<u>0</u>	<u>0</u>	<u>0</u>	<u>0</u>	<u>0</u>	<u>0</u>	<u>0</u>
TOTAL EXPENDITURES & TRANSFERS OUT	462,871	644,846	908,000	474,015	594,488	909,000	909,000
	=====	=====	=====	=====	=====	=====	=====
SURPLUS / (DEFICIT)	(50,279)	(96,979)	(275,515)	178,207	70,474	(108,858)	(108,858)
ENDING FUND BALANCE	667,361	570,383	294,868	748,589	640,857	531,999	531,999

ADOPTED BUDGET REPORT
AS OF: AUGUST 31ST, 2024

43 -FARM TO MARKET ROAD PRECI

PRECINCT #3

DEPARTMENTAL EXPENDITURES

(----- 2023-2024 -----) (----- 2024-2025 -----)

	2021-2022	2022-2023	CURRENT	Y-T-D	PROJECTED	REQUESTED	ADOPTED
	ACTUAL	ACTUAL	BUDGET	ACTUAL	TO YEAR END	BUDGET	BUDGET
<u>DEPARTMENTAL SUPPORT</u>							
613-3510 PARTS & SUPPLIES	130	0	0	0	0	0	0
613-3520 FUEL	60,936	91,289	120,000	51,152	70,000	120,000	120,000
613-4020 TAX APPRAISAL DISTRICT	<u>9,113</u>	<u>10,409</u>	<u>13,000</u>	<u>10,196</u>	<u>13,594</u>	<u>14,000</u>	<u>14,000</u>
TOTAL DEPARTMENTAL SUPPORT	70,179	101,698	133,000	61,347	83,594	134,000	134,000
<u>REPAIRS & MAINTENANCE</u>							
613-4510 REPAIRS-VEHICLES & EQUIPMENT	47,241	46,945	50,000	49,716	49,716	50,000	50,000
613-4515 TIRES & TUBES	5,312	9,861	10,000	9,129	11,178	10,000	10,000
613-4525 REPAIRS - BRIDGES	0	0	0	0	0	0	0
613-4530 GRAVEL, CONCRETE & PREMIX	320,714	439,804	500,000	353,822	450,000	500,000	500,000
613-4535 PIPES & CULVERTS	<u>12,569</u>	<u>0</u>	<u>15,000</u>	<u>0</u>	<u>0</u>	<u>15,000</u>	<u>15,000</u>
TOTAL REPAIRS & MAINTENANCE	385,836	496,610	575,000	412,667	510,894	575,000	575,000
<u>CONTRACTUAL/PROFESSIONAL</u>							
613-4640 CONTRACT LABOR	<u>6,856</u>	<u>46,538</u>	<u>50,000</u>	<u>0</u>	<u>0</u>	<u>50,000</u>	<u>50,000</u>
TOTAL CONTRACTUAL/PROFESSIONAL	6,856	46,538	50,000	0	0	50,000	50,000
<u>MISCELLANEOUS</u>							
613-4995 PRIOR YEAR EXPENDITURES	<u>0</u>	<u>0</u>	<u>0</u>	<u>0</u>	<u>0</u>	<u>0</u>	<u>0</u>
TOTAL MISCELLANEOUS	0	0	0	0	0	0	0
<u>CAPITAL OUTLAY</u>							
613-5700 CAPITAL OUTLAY-EQUIPMENT	0	0	0	0	0	0	0
613-5900 CAPITAL OUTLAY-R&B CONST	<u>0</u>	<u>0</u>	<u>0</u>	<u>0</u>	<u>0</u>	<u>0</u>	<u>0</u>
TOTAL CAPITAL OUTLAY	0	0	0	0	0	0	0
<u>DEBT SERVICE</u>							
613-6150 CAPITAL LEASE - PRINCIPAL	0	0	0	0	0	0	0
613-6160 CAPITAL LEASE - INTEREST	<u>0</u>	<u>0</u>	<u>0</u>	<u>0</u>	<u>0</u>	<u>0</u>	<u>0</u>
TOTAL DEBT SERVICE	0	0	0	0	0	0	0
<u>7 - 8 (NOT USED)</u>							
613-9000 CONTINGENCY	<u>0</u>	<u>0</u>	<u>150,000</u>	<u>0</u>	<u>0</u>	<u>150,000</u>	<u>150,000</u>
TOTAL 7 - 8 (NOT USED)	<u>0</u>	<u>0</u>	<u>150,000</u>	<u>0</u>	<u>0</u>	<u>150,000</u>	<u>150,000</u>
** TOTAL PRECINCT #3	462,871	644,846	908,000	474,015	594,488	909,000	909,000
	=====	=====	=====	=====	=====	=====	=====
TOTAL EXPENDITURES	462,871	644,846	908,000	474,015	594,488	909,000	909,000

*** END OF REPORT ***

ADOPTED BUDGET REPORT
AS OF: AUGUST 31ST, 2024

44 -FARM TO MARKET ROAD PRECI

	(----- 2023-2024 -----)				(----- 2024-2025 -----)		
	2021-2022	2022-2023	CURRENT	Y-T-D	PROJECTED	REQUESTED	ADOPTED
	ACTUAL	ACTUAL	BUDGET	ACTUAL	TO YEAR END	BUDGET	BUDGET
BEGINNING FUND BALANCE	458,931	429,335	526,097	526,097	526,097	512,136	512,136
REVENUE SUMMARY							

ALL REVENUE	424,169	533,887	616,568	636,399	642,575	767,029	767,029
TRANSFERS IN	<u>0</u>	<u>0</u>	<u>0</u>	<u>0</u>	<u>0</u>	<u>0</u>	<u>0</u>
TOTAL REVENUES & TRANSFERS IN	<u>424,169</u>	<u>533,887</u>	<u>616,568</u>	<u>636,399</u>	<u>642,575</u>	<u>767,029</u>	<u>767,029</u>
	=====	=====	=====	=====	=====	=====	=====
TOTAL AVAILABLE RESOURCES	883,100	963,222	1,142,665	1,162,496	1,168,671	1,279,165	1,279,165
EXPENDITURE SUMMARY							

PRECINCT #4	453,765	437,126	707,000	515,366	656,535	715,000	765,000
TRANSFERS OUT	<u>0</u>	<u>0</u>	<u>0</u>	<u>0</u>	<u>0</u>	<u>0</u>	<u>0</u>
TOTAL EXPENDITURES & TRANSFERS OUT	<u>453,765</u>	<u>437,126</u>	<u>707,000</u>	<u>515,366</u>	<u>656,535</u>	<u>715,000</u>	<u>765,000</u>
	=====	=====	=====	=====	=====	=====	=====
SURPLUS / (DEFICIT)	(29,596)	96,761	(90,432)	121,033	(13,960)	52,029	2,029
ENDING FUND BALANCE	429,335	526,097	435,665	647,130	512,136	564,165	514,165

ADOPTED BUDGET REPORT
AS OF: AUGUST 31ST, 2024

44 -FARM TO MARKET ROAD PRECI

PRECINCT #4

DEPARTMENTAL EXPENDITURES

		(----- 2023-2024 -----)				(----- 2024-2025 -----)	
	2021-2022	2022-2023	CURRENT	Y-T-D	PROJECTED	REQUESTED	ADOPTED
	ACTUAL	ACTUAL	BUDGET	ACTUAL	TO YEAR END	BUDGET	BUDGET
<u>DEPARTMENTAL SUPPORT</u>							
614-3510	PARTS & SUPPLIES	24,599	32,315	42,000	33,098	43,519	45,000
614-3520	FUEL	77,911	66,142	75,000	50,890	70,273	75,000
614-4020	TAX APPRAISAL DISTRICT	<u>9,369</u>	<u>10,136</u>	<u>13,000</u>	<u>9,938</u>	<u>13,251</u>	<u>13,000</u>
TOTAL DEPARTMENTAL SUPPORT		111,878	108,593	130,000	93,926	127,044	133,000
<u>REPAIRS & MAINTENANCE</u>							
614-4510	REPAIRS-VEHICLES & EQUIPMENT	19,969	30,865	32,000	34,104	34,305	32,000
614-4515	TIRES & TUBES	6,792	17,440	15,000	1,844	1,477	15,000
614-4525	REPAIRS - BRIDGES	0	0	0	0	0	0
614-4530	GRAVEL, CONCRETE & PREMIX	279,472	261,239	370,000	377,821	478,367	425,000
614-4535	PIPES & CULVERTS	<u>30,653</u>	<u>18,989</u>	<u>20,000</u>	<u>6,821</u>	<u>13,641</u>	<u>20,000</u>
TOTAL REPAIRS & MAINTENANCE		336,887	328,533	437,000	420,590	527,791	492,000
<u>CONTRACTUAL/PROFESSIONAL</u>							
614-4640	CONTRACT LABOR	<u>5,000</u>	<u>0</u>	<u>40,000</u>	<u>850</u>	<u>1,700</u>	<u>40,000</u>
TOTAL CONTRACTUAL/PROFESSIONAL		5,000	0	40,000	850	1,700	40,000
<u>MISCELLANEOUS</u>							
614-4995	PRIOR YEAR EXPENDITURES	<u>0</u>	<u>0</u>	<u>0</u>	<u>0</u>	<u>0</u>	<u>0</u>
TOTAL MISCELLANEOUS		0	0	0	0	0	0
<u>7 - 8 (NOT USED)</u>							
614-9000	CONTINGENCY	<u>0</u>	<u>0</u>	<u>100,000</u>	<u>0</u>	<u>0</u>	<u>100,000</u>
TOTAL 7 - 8 (NOT USED)		<u>0</u>	<u>0</u>	<u>100,000</u>	<u>0</u>	<u>0</u>	<u>100,000</u>
** TOTAL PRECINCT #4		453,765	437,126	707,000	515,366	656,535	765,000
TOTAL EXPENDITURES		453,765	437,126	707,000	515,366	656,535	765,000

*** END OF REPORT ***

ADOPTED BUDGET REPORT
AS OF: AUGUST 31ST, 2024

50 -ECONOMIC DEVELOPMENT FUND

	(----- 2023-2024 -----)				(----- 2024-2025 -----)		
	2021-2022	2022-2023	CURRENT	Y-T-D	PROJECTED	REQUESTED	ADOPTED
	ACTUAL	ACTUAL	BUDGET	ACTUAL	TO YEAR END	BUDGET	BUDGET
BEGINNING FUND BALANCE	170,289	205,697	234,676	234,676	234,676	251,134	251,134
REVENUE SUMMARY							

ALL REVENUE	40,008	39,968	40,350	29,158	38,938	46,000	46,000
TRANSFERS IN	<u>0</u>	<u>0</u>	<u>0</u>	<u>0</u>	<u>0</u>	<u>0</u>	<u>0</u>
TOTAL REVENUES & TRANSFERS IN	<u>40,008</u>	<u>39,968</u>	<u>40,350</u>	<u>29,158</u>	<u>38,938</u>	<u>46,000</u>	<u>46,000</u>
	=====	=====	=====	=====	=====	=====	=====
TOTAL AVAILABLE RESOURCES	210,297	245,665	275,026	263,834	273,614	297,134	297,134
EXPENDITURE SUMMARY							

ECON.DEVELOP.- HOT TAX	4,600	10,989	123,000	12,990	22,480	123,000	123,000
TRANSFERS OUT	<u>0</u>	<u>0</u>	<u>0</u>	<u>0</u>	<u>0</u>	<u>0</u>	<u>0</u>
TOTAL EXPENDITURES & TRANSFERS OUT	<u>4,600</u>	<u>10,989</u>	<u>123,000</u>	<u>12,990</u>	<u>22,480</u>	<u>123,000</u>	<u>123,000</u>
	=====	=====	=====	=====	=====	=====	=====
SURPLUS / (DEFICIT)	35,408	28,979	(82,650)	16,168	16,458	(77,000)	(77,000)
ENDING FUND BALANCE	205,697	234,676	152,026	250,843	251,134	174,134	174,134

ADOPTED BUDGET REPORT
AS OF: AUGUST 31ST, 2024

50 -ECONOMIC DEVELOPMENT FUND

ECON.DEVELOP.- HOT TAX

DEPARTMENTAL EXPENDITURES

		(----- 2023-2024 -----)			(----- 2024-2025 -----)			
		2021-2022	2022-2023	CURRENT	Y-T-D	PROJECTED	REQUESTED	ADOPTED
		ACTUAL	ACTUAL	BUDGET	ACTUAL	TO YEAR END	BUDGET	BUDGET
<u>DEPARTMENTAL SUPPORT</u>								
655-4095	ADMIN.COSTS-CONVENTION REGIST.	0	0	0	0	0	0	0
655-4305	ADVERTISING/PROMOTIONS	4,600	10,989	30,000	12,990	22,480	30,000	30,000
655-4306	ADVERTISING/PROMO - ARTS	0	0	3,000	0	0	3,000	3,000
655-4310	TOURISM PROMOTION	<u>0</u>	<u>0</u>	<u>10,000</u>	<u>0</u>	<u>0</u>	<u>10,000</u>	<u>10,000</u>
TOTAL DEPARTMENTAL SUPPORT		4,600	10,989	43,000	12,990	22,480	43,000	43,000
<u>REPAIRS & MAINTENANCE</u>								
655-4529	MAINT. - VISITORS CENTER	<u>0</u>	<u>0</u>	<u>0</u>	<u>0</u>	<u>0</u>	<u>0</u>	<u>0</u>
TOTAL REPAIRS & MAINTENANCE		0	0	0	0	0	0	0
<u>CONTRACTUAL/PROFESSIONAL</u>								
655-4790	ECONOMIC DEVELOPMENT	0	0	20,000	0	0	20,000	20,000
655-4880	HISTORICAL/PRESERV. PROGRAMS	<u>0</u>	<u>0</u>	<u>0</u>	<u>0</u>	<u>0</u>	<u>0</u>	<u>0</u>
TOTAL CONTRACTUAL/PROFESSIONAL		0	0	20,000	0	0	20,000	20,000
<u>7 - 8 (NOT USED)</u>								
655-9000	CONTINGENCY	<u>0</u>	<u>0</u>	<u>60,000</u>	<u>0</u>	<u>0</u>	<u>60,000</u>	<u>60,000</u>
TOTAL 7 - 8 (NOT USED)		<u>0</u>	<u>0</u>	<u>60,000</u>	<u>0</u>	<u>0</u>	<u>60,000</u>	<u>60,000</u>
** TOTAL ECON.DEVELOP.- HOT TAX		4,600	10,989	123,000	12,990	22,480	123,000	123,000
TOTAL EXPENDITURES		4,600	10,989	123,000	12,990	22,480	123,000	123,000

*** END OF REPORT ***

ADOPTED BUDGET REPORT
AS OF: AUGUST 31ST, 2024

51 -LAW LIBRARY FUND

	(----- 2023-2024 -----)				(----- 2024-2025 -----)		
	2021-2022	2022-2023	CURRENT	Y-T-D	PROJECTED	REQUESTED	ADOPTED
	ACTUAL	ACTUAL	BUDGET	ACTUAL	TO YEAR END	BUDGET	BUDGET
BEGINNING FUND BALANCE	129,746	134,017	139,759	139,759	139,759	153,046	153,046
REVENUE SUMMARY							

ALL REVENUE	12,243	14,240	13,280	13,713	16,443	13,280	13,280
TRANSFERS IN	<u>0</u>	<u>0</u>	<u>0</u>	<u>0</u>	<u>0</u>	<u>0</u>	<u>0</u>
TOTAL REVENUES & TRANSFERS IN	<u>12,243</u>	<u>14,240</u>	<u>13,280</u>	<u>13,713</u>	<u>16,443</u>	<u>13,280</u>	<u>13,280</u>
	=====	=====	=====	=====	=====	=====	=====
TOTAL AVAILABLE RESOURCES	141,989	148,257	153,039	153,472	156,202	166,326	166,326
EXPENDITURE SUMMARY							

LAW LIBRARY	2,972	3,498	5,500	3,396	3,156	5,500	5,500
TRANSFERS OUT	<u>5,000</u>	<u>5,000</u>	<u>5,000</u>	<u>0</u>	<u>0</u>	<u>5,000</u>	<u>5,000</u>
TOTAL EXPENDITURES & TRANSFERS OUT	<u>7,972</u>	<u>8,498</u>	<u>10,500</u>	<u>3,396</u>	<u>3,156</u>	<u>10,500</u>	<u>10,500</u>
	=====	=====	=====	=====	=====	=====	=====
SURPLUS / (DEFICIT)	4,271	5,742	2,780	10,317	13,287	2,780	2,780
ENDING FUND BALANCE	134,017	139,759	142,539	150,076	153,046	155,826	155,826

ADOPTED BUDGET REPORT
AS OF: AUGUST 31ST, 2024

51 -LAW LIBRARY FUND

LAW LIBRARY

DEPARTMENTAL EXPENDITURES

(----- 2023-2024 -----) (----- 2024-2025 -----)

	2021-2022	2022-2023	CURRENT	Y-T-D	PROJECTED	REQUESTED	ADOPTED
	ACTUAL	ACTUAL	BUDGET	ACTUAL	TO YEAR END	BUDGET	BUDGET
<u>DEPARTMENTAL SUPPORT</u>							
650-3320 EQUIPMENT - NON-CAPITAL	0	0	0	0	0	0	0
650-3330 LAW BOOKS	2,285	2,014	2,500	1,699	1,333	2,500	2,500
650-3900 SOFTWARE LICENSES/SUBSCRIPTION	687	1,484	3,000	1,697	1,823	3,000	3,000
TOTAL DEPARTMENTAL SUPPORT	2,972	3,498	5,500	3,396	3,156	5,500	5,500
<u>REPAIRS & MAINTENANCE</u>							
650-4500 REPAIRS-BUSINESS MACHINES	0	0	0	0	0	0	0
TOTAL REPAIRS & MAINTENANCE	0	0	0	0	0	0	0
<u>7 - 8 (NOT USED)</u>							
650-9000 CONTINGENCY	0	0	0	0	0	0	0
TOTAL 7 - 8 (NOT USED)	0	0	0	0	0	0	0
** TOTAL LAW LIBRARY	2,972	3,498	5,500	3,396	3,156	5,500	5,500
	=====	=====	=====	=====	=====	=====	=====
TOTAL EXPENDITURES	2,972	3,498	5,500	3,396	3,156	5,500	5,500
<u>TRANSFERS OUT</u>							

700-1000 TRANSFER OUT	5,000	5,000	5,000	0	0	5,000	5,000
TOTAL TRANSFERS OUT	5,000	5,000	5,000	0	0	5,000	5,000
TOTAL EXPENDITURES & TRANSFERS OUT	7,972	8,498	10,500	3,396	3,156	10,500	10,500
	=====	=====	=====	=====	=====	=====	=====

*** END OF REPORT ***

ADOPTED BUDGET REPORT

AS OF: AUGUST 31ST, 2024

59 -RECORDS MGMT/PRESERV-DC

	(----- 2023-2024 -----)				(----- 2024-2025 -----)		
	2021-2022	2022-2023	CURRENT	Y-T-D	PROJECTED	REQUESTED	ADOPTED
	ACTUAL	ACTUAL	BUDGET	ACTUAL	TO YEAR END	BUDGET	BUDGET
BEGINNING FUND BALANCE	27,161	27,182	34,100	34,100	34,100	46,832	46,832
REVENUE SUMMARY							

ALL REVENUE	9,426	10,966	8,450	10,870	12,732	12,000	12,000
TRANSFERS IN	<u>0</u>	<u>110</u>	<u>0</u>	<u>0</u>	<u>0</u>	<u>0</u>	<u>0</u>
TOTAL REVENUES & TRANSFERS IN	9,426	11,075	8,450	10,870	12,732	12,000	12,000
	=====	=====	=====	=====	=====	=====	=====
TOTAL AVAILABLE RESOURCES	36,587	38,257	42,550	44,970	46,832	58,832	58,832
EXPENDITURE SUMMARY							

OTHER EXPENDITURES	9,405	4,158	13,500	0	0	40,500	40,500
TRANSFERS OUT	<u>0</u>	<u>0</u>	<u>0</u>	<u>0</u>	<u>0</u>	<u>0</u>	<u>0</u>
TOTAL EXPENDITURES & TRANSFERS OUT	9,405	4,158	13,500	0	0	40,500	40,500
	=====	=====	=====	=====	=====	=====	=====
SURPLUS / (DEFICIT)	21	6,917	(5,050)	10,870	12,732	(28,500)	(28,500)
ENDING FUND BALANCE	27,182	34,100	29,050	44,970	46,832	18,332	18,332

ADOPTED BUDGET REPORT
AS OF: AUGUST 31ST, 2024

59 -RECORDS MGMT/PRESERV-DC

OTHER EXPENDITURES

DEPARTMENTAL EXPENDITURES

	(----- 2023-2024 -----)				(----- 2024-2025 -----)		
	2021-2022 ACTUAL	2022-2023 ACTUAL	CURRENT BUDGET	Y-T-D ACTUAL	PROJECTED TO YEAR END	REQUESTED BUDGET	ADOPTED BUDGET
<u>DEPARTMENTAL SUPPORT</u>							
695-3320 EQUIPMENT, NON-CAPITAL	0	0	500	0	0	500	500
695-4375 RECORDS PRESERV/RESTORING	<u>9,405</u>	<u>4,158</u>	<u>9,000</u>	<u>0</u>	<u>0</u>	<u>20,000</u>	<u>20,000</u>
TOTAL DEPARTMENTAL SUPPORT	9,405	4,158	9,500	0	0	20,500	20,500
<u>CAPITAL OUTLAY</u>							
695-5700 CAPITAL OUTLAY-EQUIPMENT	<u>0</u>	<u>0</u>	<u>0</u>	<u>0</u>	<u>0</u>	<u>0</u>	<u>0</u>
TOTAL CAPITAL OUTLAY	0	0	0	0	0	0	0
<u>7 - 8 (NOT USED)</u>							
695-9000 CONTINGENCY	<u>0</u>	<u>0</u>	<u>4,000</u>	<u>0</u>	<u>0</u>	<u>20,000</u>	<u>20,000</u>
TOTAL 7 - 8 (NOT USED)	<u>0</u>	<u>0</u>	<u>4,000</u>	<u>0</u>	<u>0</u>	<u>20,000</u>	<u>20,000</u>
** TOTAL OTHER EXPENDITURES	9,405	4,158	13,500	0	0	40,500	40,500
	=====	=====	=====	=====	=====	=====	=====
TOTAL EXPENDITURES	9,405	4,158	13,500	0	0	40,500	40,500
<u>TRANSFERS OUT</u>							

700-1000 TRANSFER OUT	<u>0</u>	<u>0</u>	<u>0</u>	<u>0</u>	<u>0</u>	<u>0</u>	<u>0</u>
TOTAL TRANSFERS OUT	0	0	0	0	0	0	0
TOTAL EXPENDITURES & TRANSFERS OUT	9,405	4,158	13,500	0	0	40,500	40,500
	=====	=====	=====	=====	=====	=====	=====

*** END OF REPORT ***

ADOPTED BUDGET REPORT
AS OF: AUGUST 31ST, 2024

61 -SHERIFF-RESTITUTION FUND

	(----- 2023-2024 -----)				(----- 2024-2025 -----)		
	2021-2022	2022-2023	CURRENT	Y-T-D	PROJECTED	REQUESTED	ADOPTED
	ACTUAL	ACTUAL	BUDGET	ACTUAL	TO YEAR END	BUDGET	BUDGET
BEGINNING FUND BALANCE	22,147	22,192	22,381	22,381	22,381	22,866	22,866
REVENUE SUMMARY							

ALL REVENUE	44	190	45	405	485	45	45
TRANSFERS IN	<u>0</u>	<u>0</u>	<u>0</u>	<u>0</u>	<u>0</u>	<u>0</u>	<u>0</u>
TOTAL REVENUES & TRANSFERS IN	44	190	45	405	485	45	45
	=====	=====	=====	=====	=====	=====	=====
TOTAL AVAILABLE RESOURCES	22,192	22,381	22,426	22,787	22,866	22,911	22,911
EXPENDITURE SUMMARY							

OTHER EXPENDITURES	0	0	16,000	0	0	16,000	16,000
TRANSFERS OUT	<u>0</u>	<u>0</u>	<u>0</u>	<u>0</u>	<u>0</u>	<u>0</u>	<u>0</u>
TOTAL EXPENDITURES & TRANSFERS OUT	0	0	16,000	0	0	16,000	16,000
	=====	=====	=====	=====	=====	=====	=====
SURPLUS / (DEFICIT)	44	190	(15,955)	405	485	(15,955)	(15,955)
ENDING FUND BALANCE	22,192	22,381	6,426	22,787	22,866	6,911	6,911

ADOPTED BUDGET REPORT
AS OF: AUGUST 31ST, 2024

61 -SHERIFF-RESTITUTION FUND

OTHER EXPENDITURES

DEPARTMENTAL EXPENDITURES

(----- 2023-2024 -----) (----- 2024-2025 -----)

	2021-2022	2022-2023	CURRENT	Y-T-D	PROJECTED	REQUESTED	ADOPTED
	ACTUAL	ACTUAL	BUDGET	ACTUAL	TO YEAR END	BUDGET	BUDGET
<u>DEPARTMENTAL SUPPORT</u>							
695-3320 EQUIPMENT - NON-CAPITAL	0	0	5,000	0	0	5,000	5,000
695-3510 PARTS & SUPPLIES	<u>0</u>	<u>0</u>	<u>1,000</u>	<u>0</u>	<u>0</u>	<u>1,000</u>	<u>1,000</u>
TOTAL DEPARTMENTAL SUPPORT	0	0	6,000	0	0	6,000	6,000
<u>REPAIRS & MAINTENANCE</u>							
695-4520 REPAIRS - BUILDING & GROUNDS	<u>0</u>	<u>0</u>	<u>0</u>	<u>0</u>	<u>0</u>	<u>0</u>	<u>0</u>
TOTAL REPAIRS & MAINTENANCE	0	0	0	0	0	0	0
<u>CAPITAL OUTLAY</u>							
695-5700 CAPITAL OUTLAY-EQUIPMENT	0	0	0	0	0	0	0
695-5800 CAPITAL OUTLAY-VEHICLES	<u>0</u>	<u>0</u>	<u>0</u>	<u>0</u>	<u>0</u>	<u>0</u>	<u>0</u>
TOTAL CAPITAL OUTLAY	0	0	0	0	0	0	0
<u>7 - 8 (NOT USED)</u>							
695-9000 CONTINGENCY	<u>0</u>	<u>0</u>	<u>10,000</u>	<u>0</u>	<u>0</u>	<u>10,000</u>	<u>10,000</u>
TOTAL 7 - 8 (NOT USED)	<u>0</u>	<u>0</u>	<u>10,000</u>	<u>0</u>	<u>0</u>	<u>10,000</u>	<u>10,000</u>
** TOTAL OTHER EXPENDITURES	0	0	16,000	0	0	16,000	16,000
	=====	=====	=====	=====	=====	=====	=====
TOTAL EXPENDITURES	0	0	16,000	0	0	16,000	16,000
<u>TRANSFERS OUT</u>							

700-1064 TRANSFER OUT-MISC.GRANTS	<u>0</u>	<u>0</u>	<u>0</u>	<u>0</u>	<u>0</u>	<u>0</u>	<u>0</u>
TOTAL TRANSFERS OUT	0	0	0	0	0	0	0
TOTAL EXPENDITURES & TRANSFERS OUT	0	0	16,000	0	0	16,000	16,000
	=====	=====	=====	=====	=====	=====	=====

*** END OF REPORT ***

ADOPTED BUDGET REPORT
AS OF: AUGUST 31ST, 2024

63 -UNCLAIMED MONEY

	(----- 2023-2024 -----)				(----- 2024-2025 -----)		
	2021-2022	2022-2023	CURRENT	Y-T-D	PROJECTED	REQUESTED	ADOPTED
	ACTUAL	ACTUAL	BUDGET	ACTUAL	TO YEAR END	BUDGET	BUDGET
BEGINNING FUND BALANCE	2,256	2,310	2,541	2,541	2,541	3,134	3,134
REVENUE SUMMARY							

ALL REVENUE	54	232	50	496	593	600	600
TRANSFERS IN	<u>0</u>	<u>0</u>	<u>0</u>	<u>0</u>	<u>0</u>	<u>0</u>	<u>0</u>
TOTAL REVENUES & TRANSFERS IN	54	232	50	496	593	600	600
	=====	=====	=====	=====	=====	=====	=====
TOTAL AVAILABLE RESOURCES	2,310	2,541	2,591	3,037	3,134	3,734	3,734
EXPENDITURE SUMMARY							

OTHER EXPENDITURES	0	0	1,600	0	0	3,000	3,000
TRANSFERS OUT	<u>0</u>	<u>0</u>	<u>0</u>	<u>0</u>	<u>0</u>	<u>0</u>	<u>0</u>
TOTAL EXPENDITURES & TRANSFERS OUT	0	0	1,600	0	0	3,000	3,000
	=====	=====	=====	=====	=====	=====	=====
SURPLUS / (DEFICIT)	54	232	(1,550)	496	593	(2,400)	(2,400)
ENDING FUND BALANCE	2,310	2,541	991	3,037	3,134	734	734

ADOPTED BUDGET REPORT

AS OF: AUGUST 31ST, 2024

63 -UNCLAIMED MONEY

OTHER EXPENDITURES

DEPARTMENTAL EXPENDITURES

(----- 2023-2024 -----) (----- 2024-2025 -----)

	2021-2022	2022-2023	CURRENT	Y-T-D	PROJECTED	REQUESTED	ADOPTED
	ACTUAL	ACTUAL	BUDGET	ACTUAL	TO YEAR END	BUDGET	BUDGET
<hr/>							
<u>DEPARTMENTAL SUPPORT</u>							
695-4080 REIMBURSEMENT	0	0	0	0	0	0	0
695-4150 PUBLISHING/ADVERTISING	<u>0</u>	<u>0</u>	<u>1,600</u>	<u>0</u>	<u>0</u>	<u>3,000</u>	<u>3,000</u>
TOTAL DEPARTMENTAL SUPPORT	0	0	1,600	0	0	3,000	3,000
<u>7 - 8 (NOT USED)</u>							
695-9000 CONTINGENCY	<u>0</u>	<u>0</u>	<u>0</u>	<u>0</u>	<u>0</u>	<u>0</u>	<u>0</u>
TOTAL 7 - 8 (NOT USED)	<u>0</u>	<u>0</u>	<u>0</u>	<u>0</u>	<u>0</u>	<u>0</u>	<u>0</u>
** TOTAL OTHER EXPENDITURES	0	0	1,600	0	0	3,000	3,000
	=====	=====	=====	=====	=====	=====	=====
TOTAL EXPENDITURES	0	0	1,600	0	0	3,000	3,000

*** END OF REPORT ***

ADOPTED BUDGET REPORT
AS OF: AUGUST 31ST, 2024

64 -MISCELLANEOUS GRANTS

	(----- 2023-2024 -----)				(----- 2024-2025 -----)		
	2021-2022	2022-2023	CURRENT	Y-T-D	PROJECTED	REQUESTED	ADOPTED
	ACTUAL	ACTUAL	BUDGET	ACTUAL	TO YEAR END	BUDGET	BUDGET
BEGINNING FUND BALANCE	116,835	123,692	158,725	158,725	158,725	818,585	818,585
REVENUE SUMMARY							

ALL REVENUE	3,105,559	2,865,925	603,000	1,313,247	1,283,500	3,000	535,000
TRANSFERS IN	<u>0</u>	<u>0</u>	<u>0</u>	<u>0</u>	<u>0</u>	<u>0</u>	<u>0</u>
TOTAL REVENUES & TRANSFERS IN	3,105,559	2,865,925	603,000	1,313,247	1,283,500	3,000	535,000
	=====	=====	=====	=====	=====	=====	=====
TOTAL AVAILABLE RESOURCES	3,222,394	2,989,618	761,725	1,471,972	1,442,224	821,585	1,353,585
EXPENDITURE SUMMARY							

MISCELLANEOUS GRANTS	63,535	79,223	50,200	87,772	110,222	50,200	57,200
COUNTY ATTORNEY	5,392	0	0	19,861	28,173	0	174,983
ELECTIONS	121,260	0	0	0	0	0	0
INFORMATION TECHNOLOGY	0	464,348	0	9,596	9,596	0	0
PUBLIC FACILITY	0	30,387	0	0	0	0	0
CONSTABLE #1	0	0	0	0	4,654	0	0
CONSTABLE #2	0	0	0	0	4,654	0	0
CONSTABLE #3	0	0	0	0	4,654	0	0
CONSTABLE #4	0	0	0	0	4,654	0	0
SHERIFF	35,400	73,849	0	163,035	341,717	0	350,000
JAIL	0	1,344	0	5,858	8,283	0	0
EMERGENCY COORDINATOR	163,618	58,236	0	0	0	0	0
911 ADDRESSING COORDINATOR	0	9,793	0	0	0	0	0
R & B GENERAL	865,648	836,234	0	113,926	94,576	0	0
PUBLIC ASSISTANCE	99,158	104,575	10,650	1,870	1,456	10,650	10,650
HEALTH RESOURCE CENTER	40,919	19,179	24,000	10,801	11,000	24,000	24,000
OTHER EXPENDITURES	0	0	600,000	0	0	600,000	600,000
TRANSFERS OUT	<u>1,703,771</u>	<u>1,153,726</u>	<u>50,000</u>	<u>91,536</u>	<u>0</u>	<u>50,000</u>	<u>50,000</u>
TOTAL EXPENDITURES & TRANSFERS OUT	3,098,702	2,830,893	734,850	504,256	623,640	734,850	1,266,833
	=====	=====	=====	=====	=====	=====	=====
SURPLUS / (DEFICIT)	6,857	35,033	(131,850)	808,991	659,860	(731,850)	(731,833)
ENDING FUND BALANCE	123,692	158,725	26,875	967,716	818,585	86,735	86,752

ADOPTED BUDGET REPORT
AS OF: AUGUST 31ST, 2024

64 -MISCELLANEOUS GRANTS

REVENUES

	2023-2024				2024-2025		
	2021-2022	2022-2023	CURRENT	Y-T-D	PROJECTED	REQUESTED	ADOPTED
	ACTUAL	ACTUAL	BUDGET	ACTUAL	TO YEAR END	BUDGET	BUDGET
<u>ALL REVENUE</u>							
330-2000 FEDERAL JAG GRANT PROCEEDS	0	0	0	0	0	0	0
330-6000 ARPA Funding Proceeds	1,725,158	1,595,378	500,000	195,791	195,791	0	0
330-6010 ARPA-LATCF Funding	0	9,793	100,000	90,207	90,207	0	0
330-7000 USDOE-SECO/EECBG Proceeds	0	0	0	0	0	0	0
331-1000 FEMA REIMBURSEMENTS	0	0	0	0	0	0	0
333-1010 TDA-CDBG GRANT PROCEEDS	39,903	0	0	0	0	0	0
333-1020 GLO-CDBG GRANT PROCEEDS	0	0	0	38,340	0	0	0
333-1200 STATE DISASTER REIMBURSEMENT	0	0	0	0	0	0	0
333-1300 TDEM-CARES CRF	0	0	0	0	0	0	0
333-1310 OOG-CARES CESF	0	0	0	0	0	0	0
333-1500 HOMELAND SECURITY GRANT PROCE	92,324	57,430	0	0	0	0	0
333-2020 HAVA FUNDING	0	0	0	0	0	0	0
333-2021 HAVA CARES ACT - FED	0	0	0	0	0	0	0
333-2022 HAVA CARES ACT - STATE	0	0	0	0	0	0	0
333-2023 HAVA ELECTION SECURITY	120,000	0	0	0	0	0	0
333-2100 CJD ARRA GRANT PROCEEDS	0	0	0	0	0	0	0
333-2200 CDBG DISASTER RECOVERY GRANTS	0	0	0	0	0	0	0
333-2210 TDEM-HAZMIT PLAN FUNDING	37,409	0	0	0	0	0	0
333-2500 TxDOT TIF GRANT PROCEEDS	865,648	827,074	0	238,760	238,760	0	0
333-3000 TIDC-Indigent Defense Grants	28,245	28,732	0	7,183	7,183	0	0
333-3010 TIDC-ARPA SUPPLEMENT	0	53,603	0	43,857	40,512	0	0
333-3050 TXCOMP-SB22 CA FUNDING	0	0	0	175,000	175,000	0	175,000
333-3055 TXCOMP-SB22 CONSTABLE FUNDING	0	0	0	18,616	18,616	0	0
333-3060 TXCOMP-SB22 LE FUNDING	0	0	0	350,000	350,000	0	350,000
333-3100 OAG -SAVNS/ VINE GRANT PROGRA	7,028	5,594	0	4,322	5,762	0	0
333-3200 OOG - VAC GRANT PROCEEDS	48,051	35,242	0	45,377	31,337	0	0
333-3210 OOG - Pretrial MH Caseworker	33,124	60,208	0	16,608	11,087	0	0
333-3215 OOG-Body Worn Camera Grant	26,550	951	0	0	0	0	0
333-3220 OOG-Rifle-Resistant Body Armo	0	45,443	0	0	0	0	0
333-3225 OOG-Bullet Resist.Shields	0	27,454	0	0	0	0	0
333-4500 TCEQ FUNDING	0	0	0	15,000	15,000	0	0
333-5000 MISC STATE GRANT FUNDING	0	0	0	0	0	0	0
334-0170 BVCOG-SOLID WASTE PROGRAM	0	5,364	0	0	0	0	0
334-8310 UNITED WAY-PHASE CARES	0	0	0	0	0	0	0
334-8320 UNITED WAY PHASE 37-38	0	0	0	0	0	0	0
335-1000 FOUNDATION GRANT PROCEEDS	0	0	0	0	0	0	0
335-1010 FOUNDATION - ITT/BCBS	9,965	0	0	0	0	0	0
335-1015 FOUNDATION - KTB-HEB	0	38,400	0	42,000	42,000	0	0
339-1000 GRANT MATCHING-LOCAL GOVTS	0	0	0	0	0	0	0
339-1010 GRANT MATCHING-OTHER FUNDS	7,475	0	0	0	0	0	0
360-0100 INTEREST EARNINGS	5,601	7,833	3,000	18,868	23,808	3,000	10,000
370-0120 OCA-Indigent Defense Grant	0	0	0	0	0	0	0
370-0121 OCA/TFID-EQUALIZATION FUNDING	0	0	0	0	0	0	0
370-0150 Homeland Security Grant Prog.	0	0	0	0	0	0	0
370-0160 OAG/TEXAS VINE PROJECT	0	0	0	0	0	0	0
370-0170 BVCOG-SOLID WASTE GRANT	0	0	0	0	0	0	0
370-0180 ECONOMIC DEVELOPMENT FUNDS	22,981	37,125	0	0	25,147	0	0
370-1010 ORCA-TCDP GRANT #723091	0	0	0	0	0	0	0

ADOPTED BUDGET REPORT
AS OF: AUGUST 31ST, 2024

64 -MISCELLANEOUS GRANTS

MISCELLANEOUS GRANTS

DEPARTMENTAL EXPENDITURES

(----- 2023-2024 -----) (----- 2024-2025 -----)

	2021-2022	2022-2023	CURRENT	Y-T-D	PROJECTED	REQUESTED	ADOPTED
	ACTUAL	ACTUAL	BUDGET	ACTUAL	TO YEAR END	BUDGET	BUDGET

0 - (NOT USED)

402-0100	MISC GRANT INTEREST EXPENSE	5,601	7,833	3,000	0	23,808	3,000	10,000
TOTAL 0 - (NOT USED)		5,601	7,833	3,000	0	23,808	3,000	10,000

DEPARTMENTAL SUPPORT

402-3060	ASSOCIATION DUES	175	200	200	200	200	200	200
402-3110	OFFICE SUPPLIES	0	0	0	0	0	0	0
402-3112	SIGN SUPPLIES	0	63	0	555	0	0	0
402-3320	EQUIPMENT, NON-CAPITAL	0	0	0	0	0	0	0
402-3510	PARTS & SUPPLIES	250	3,561	1,000	194	194	1,000	1,000
402-3900	SOFTWARE LICENSES/SUBSCRIPTION	7,028	5,594	0	4,322	5,762	0	0
402-4080	GRANT PROGRAM ADMINISTRATION	3,025	0	0	0	0	0	0
402-4085	GRANT PROGRAM ENGINEERING	5,198	0	0	0	0	0	0
402-4270	MILEAGE/ TRAVEL REIMB	0	215	0	0	0	0	0
402-4290	CONFERENCE & SEMINARS	0	0	500	0	0	500	500
402-4305	ADVERTISING/PROMOTIONS	579	1,776	500	2,989	746	500	500
402-4410	TELEPHONE/INTERNET	0	0	0	0	0	0	0
TOTAL DEPARTMENTAL SUPPORT		16,254	11,409	2,200	8,260	6,902	2,200	2,200

REPAIRS & MAINTENANCE

402-4500	REPAIRS-BUSINESS MACHINES	0	0	0	0	0	0	0
402-4521	BLDG IMPRV - NON-CAPITAL	0	0	0	0	0	0	0
402-4530	PROGRAM MAINTENANCE	0	0	0	0	0	0	0
402-4540	MAINTENANCE-EQUIPMENT/SOFTWARE	0	0	0	0	0	0	0
402-4545	TECHNICAL SUPPORT	0	0	0	0	0	0	0
TOTAL REPAIRS & MAINTENANCE		0	0	0	0	0	0	0

CONTRACTUAL/PROFESSIONAL

402-4630	SOLID WASTE DISPOSAL	0	3,600	5,000	0	0	5,000	5,000
402-4710	COURT APPOINTED ATTORNEYS	0	48,730	0	40,512	40,512	0	0
402-4790	ECONOMIC DEVELOP. PROJECTS	10,000	0	40,000	0	0	40,000	40,000
402-4795	CONTRIBUTIONS - OTHERS	0	0	0	0	0	0	0
402-4869	VETERAN SERVICES OFFICE	0	0	0	0	0	0	0
402-4875	FEMA REIMBURSEMENTS	0	0	0	0	0	0	0
TOTAL CONTRACTUAL/PROFESSIONAL		10,000	52,330	45,000	40,512	40,512	45,000	45,000

MISCELLANEOUS

402-4990	MISCELLANEOUS	0	0	0	0	0	0	0
TOTAL MISCELLANEOUS		0	0	0	0	0	0	0

ADOPTED BUDGET REPORT
AS OF: AUGUST 31ST, 2024

64 -MISCELLANEOUS GRANTS

OTHER EXPENDITURES

DEPARTMENTAL EXPENDITURES

(----- 2023-2024 -----) (----- 2024-2025 -----)

	2021-2022	2022-2023	CURRENT	Y-T-D	PROJECTED	REQUESTED	ADOPTED
	ACTUAL	ACTUAL	BUDGET	ACTUAL	TO YEAR END	BUDGET	BUDGET
<hr/>							
7 - 8 (NOT USED)							
695-9000 CONTINGENCY	<u>0</u>	<u>0</u>	<u>600,000</u>	<u>0</u>	<u>0</u>	<u>600,000</u>	<u>600,000</u>
TOTAL 7 - 8 (NOT USED)	<u>0</u>	<u>0</u>	<u>600,000</u>	<u>0</u>	<u>0</u>	<u>600,000</u>	<u>600,000</u>
** TOTAL OTHER EXPENDITURES	0	0	600,000	0	0	600,000	600,000
	=====	=====	=====	=====	=====	=====	=====
TOTAL EXPENDITURES	1,394,931	1,677,167	684,850	412,719	623,640	684,850	1,216,833
<hr/>							
TRANSFERS OUT							

700-1000 TRANSFER OUT	104,028	63,974	50,000	0	0	50,000	50,000
700-1010 TRANSFER OUT - GF SALARY/BENEF	1,057,063	737,060	0	82,010	0	0	0
700-1020 TRANSFER OUT - R&B GENERAL	542,680	347,819	0	0	0	0	0
700-1061 TRANSFER OUT-S.O. RESTITUTION	0	0	0	0	0	0	0
700-1110 TRANSFER OUT-GF ADMIN FEES	<u>0</u>	<u>4,873</u>	<u>0</u>	<u>9,526</u>	<u>0</u>	<u>0</u>	<u>0</u>
TOTAL TRANSFERS OUT	1,703,771	1,153,726	50,000	91,536	0	50,000	50,000
TOTAL EXPENDITURES & TRANSFERS OUT	3,098,702	2,830,893	734,850	504,256	623,640	734,850	1,266,833
	=====	=====	=====	=====	=====	=====	=====

*** END OF REPORT ***

ADOPTED BUDGET REPORT
AS OF: AUGUST 31ST, 2024

65 -INTEREST & SINKING FUND

	(----- 2023-2024 -----)				(----- 2024-2025 -----)		
	2021-2022	2022-2023	CURRENT	Y-T-D	PROJECTED	REQUESTED	ADOPTED
	ACTUAL	ACTUAL	BUDGET	ACTUAL	TO YEAR END	BUDGET	BUDGET
BEGINNING FUND BALANCE	167,929	188,859	227,352	227,352	227,352	256,929	256,929
REVENUE SUMMARY							

ALL REVENUE	447,730	377,869	367,331	369,103	368,256	367,415	367,415
TRANSFERS IN	<u>0</u>	<u>0</u>	<u>0</u>	<u>0</u>	<u>0</u>	<u>0</u>	<u>0</u>
TOTAL REVENUES & TRANSFERS IN	447,730	377,869	367,331	369,103	368,256	367,415	367,415
	=====	=====	=====	=====	=====	=====	=====
TOTAL AVAILABLE RESOURCES	615,659	566,727	594,683	596,456	595,609	624,344	624,344
EXPENDITURE SUMMARY							

OTHER EXPENDITURES	426,800	339,375	338,730	338,675	338,680	337,875	337,875
TRANSFERS OUT	<u>0</u>	<u>0</u>	<u>0</u>	<u>0</u>	<u>0</u>	<u>0</u>	<u>0</u>
TOTAL EXPENDITURES & TRANSFERS OUT	426,800	339,375	338,730	338,675	338,680	337,875	337,875
	=====	=====	=====	=====	=====	=====	=====
SURPLUS / (DEFICIT)	20,929	38,494	28,601	30,428	29,576	29,540	29,540
ENDING FUND BALANCE	188,859	227,352	255,953	257,781	256,929	286,469	286,469

ADOPTED BUDGET REPORT
AS OF: AUGUST 31ST, 2024

65 -INTEREST & SINKING FUND
REVENUES

	(----- 2023-2024 -----)				(----- 2024-2025 -----)		
	2021-2022	2022-2023	CURRENT	Y-T-D	PROJECTED	REQUESTED	ADOPTED
	ACTUAL	ACTUAL	BUDGET	ACTUAL	TO YEAR END	BUDGET	BUDGET
<u>ALL REVENUE</u>							
310-0100 CURRENT AD VALOREM TAXES	424,895	357,493	346,331	350,829	346,000	347,415	347,415
310-0200 DELINQUENT AD VALOREM	13,306	10,339	11,000	6,262	9,122	7,000	7,000
319-0200 PENALTY & INTEREST-AD VALOREM	8,835	6,652	9,000	4,947	4,746	6,000	6,000
319-1200 PENALTIES, PERSL PROP.RENDITN	0	0	0	0	0	0	0
322-0100 PAYMENT IN LIEU OF TAXES	0	0	0	0	0	0	0
360-0100 INTEREST EARNINGS	693	2,773	1,000	6,587	7,431	7,000	7,000
360-0150 INTEREST EARNINGS, I&S #2	0	0	0	0	0	0	0
360-0200 INTEREST EARNINGS, INVESTMENT	0	0	0	0	0	0	0
370-0600 TAX SALE PRORATION PROCEEDS	0	612	0	479	958	0	0
395-2020 CO Premium-Cost of Issuance	0	0	0	0	0	0	0
395-2025 CO RF Premium-Cost of Issuanc	0	0	0	0	0	0	0
TOTAL REVENUES	447,730	377,869	367,331	369,103	368,256	367,415	367,415
<u>TRANSFERS IN</u>							
700-2010 TRANSFER IN - GENERAL FUND	0	0	0	0	0	0	0
TOTAL REVENUES & TRANSFERS IN	447,730	377,869	367,331	369,103	368,256	367,415	367,415

ADOPTED BUDGET REPORT
AS OF: AUGUST 31ST, 2024

65 -INTEREST & SINKING FUND

OTHER EXPENDITURES

DEPARTMENTAL EXPENDITURES

(----- 2023-2024 -----) (----- 2024-2025 -----)

	2021-2022	2022-2023	CURRENT	Y-T-D	PROJECTED	REQUESTED	ADOPTED
	ACTUAL	ACTUAL	BUDGET	ACTUAL	TO YEAR END	BUDGET	BUDGET
<u>DEPARTMENTAL SUPPORT</u>							
695-4080 REIMBURSEMENT	0	0	0	0	0	0	0
TOTAL DEPARTMENTAL SUPPORT	0	0	0	0	0	0	0
<u>DEBT SERVICE</u>							
695-6100 PRINCIPAL - CO SERIES 2004	0	0	0	0	0	0	0
695-6110 PRINCIPAL ON BOND 1998 REFUNDI	0	0	0	0	0	0	0
695-6120 PRINCIPAL - CO SERIES 2014	180,000	190,000	195,000	195,000	195,000	200,000	200,000
695-6130 PRINCIPAL - BOND 2014 REFUNDIN	90,000	0	0	0	0	0	0
695-6200 PRINCIPAL-GC-ELECTIONS	56,278	57,966	59,560	59,632	59,560	61,266	61,266
695-6500 INTEREST - CO SERIES 2004	0	0	0	0	0	0	0
695-6510 INTEREST ON BOND/1998 REFUNDIN	0	0	0	0	0	0	0
695-6520 INTEREST - CO SERIES 2014	91,400	86,000	80,300	80,300	80,300	74,450	74,450
695-6530 INTEREST - BOND 2014 REFUNDING	2,025	0	0	0	0	0	0
695-6600 INTEREST-GC-ELECTIONS	6,747	5,059	3,470	3,393	3,470	1,759	1,759
695-6990 OTHER EXPENSES/FEES	350	350	400	350	350	400	400
TOTAL DEBT SERVICE	426,800	339,375	338,730	338,675	338,680	337,875	337,875
<u>7 - 8 (NOT USED)</u>							
695-9000 CONTINGENCY	0	0	0	0	0	0	0
TOTAL 7 - 8 (NOT USED)	0	0	0	0	0	0	0
** TOTAL OTHER EXPENDITURES	426,800	339,375	338,730	338,675	338,680	337,875	337,875
	=====	=====	=====	=====	=====	=====	=====
TOTAL EXPENDITURES	426,800	339,375	338,730	338,675	338,680	337,875	337,875

*** END OF REPORT ***

ADOPTED BUDGET REPORT
AS OF: AUGUST 31ST, 2024

67 -CO.& DIST TECHNOLOGY FUND

	(----- 2023-2024 -----)			(----- 2024-2025 -----)			
	2021-2022	2022-2023	CURRENT	Y-T-D	PROJECTED	REQUESTED	ADOPTED
	ACTUAL	ACTUAL	BUDGET	ACTUAL	TO YEAR END	BUDGET	BUDGET
BEGINNING FUND BALANCE	9,742	10,525	11,666	11,666	11,666	12,931	12,931
REVENUE SUMMARY							

ALL REVENUE	783	1,140	820	1,021	1,266	1,200	1,200
TRANSFERS IN	<u>0</u>	<u>0</u>	<u>0</u>	<u>0</u>	<u>0</u>	<u>0</u>	<u>0</u>
TOTAL REVENUES & TRANSFERS IN	783	1,140	820	1,021	1,266	1,200	1,200
	=====	=====	=====	=====	=====	=====	=====
TOTAL AVAILABLE RESOURCES	10,525	11,666	12,486	12,687	12,931	14,131	14,131
EXPENDITURE SUMMARY							

OTHER EXPENDITURES	0	0	18,000	0	0	12,000	12,000
TRANSFERS OUT	<u>0</u>	<u>0</u>	<u>0</u>	<u>0</u>	<u>0</u>	<u>0</u>	<u>0</u>
TOTAL EXPENDITURES & TRANSFERS OUT	0	0	18,000	0	0	12,000	12,000
	=====	=====	=====	=====	=====	=====	=====
SURPLUS / (DEFICIT)	783	1,140	(17,180)	1,021	1,266	(10,800)	(10,800)
ENDING FUND BALANCE	10,525	11,666	(5,514)	12,687	12,931	2,131	2,131

ADOPTED BUDGET REPORT
AS OF: AUGUST 31ST, 2024

67 -CO.& DIST TECHNOLOGY FUND

OTHER EXPENDITURES

DEPARTMENTAL EXPENDITURES

			(----- 2023-2024 -----)			(----- 2024-2025 -----)	
	2021-2022 ACTUAL	2022-2023 ACTUAL	CURRENT BUDGET	Y-T-D ACTUAL	PROJECTED TO YEAR END	REQUESTED BUDGET	ADOPTED BUDGET
<u>DEPARTMENTAL SUPPORT</u>							
695-3320 EQUIPMENT, NON-CAPITAL	0	0	5,000	0	0	4,000	4,000
695-4290 CONFERENCE/SEMINARS	<u>0</u>	<u>0</u>	<u>0</u>	<u>0</u>	<u>0</u>	<u>0</u>	<u>0</u>
TOTAL DEPARTMENTAL SUPPORT	0	0	5,000	0	0	4,000	4,000
<u>REPAIRS & MAINTENANCE</u>							
695-4500 REPAIRS-BUSINESS MACHINES	0	0	1,000	0	0	1,000	1,000
695-4545 TECHNICAL SUPPORT	<u>0</u>	<u>0</u>	<u>2,000</u>	<u>0</u>	<u>0</u>	<u>2,000</u>	<u>2,000</u>
TOTAL REPAIRS & MAINTENANCE	0	0	3,000	0	0	3,000	3,000
<u>CAPITAL OUTLAY</u>							
695-5700 CAPITAL OUTLAY, EQUIPMENT	0	0	0	0	0	0	0
695-5750 CAPITAL OUTLAY, SOFTWARE	<u>0</u>	<u>0</u>	<u>0</u>	<u>0</u>	<u>0</u>	<u>0</u>	<u>0</u>
TOTAL CAPITAL OUTLAY	0	0	0	0	0	0	0
<u>7 - 8 (NOT USED)</u>							
695-9000 CONTINGENCY	<u>0</u>	<u>0</u>	<u>10,000</u>	<u>0</u>	<u>0</u>	<u>5,000</u>	<u>5,000</u>
TOTAL 7 - 8 (NOT USED)	<u>0</u>	<u>0</u>	<u>10,000</u>	<u>0</u>	<u>0</u>	<u>5,000</u>	<u>5,000</u>
** TOTAL OTHER EXPENDITURES	0	0	18,000	0	0	12,000	12,000
	=====	=====	=====	=====	=====	=====	=====
TOTAL EXPENDITURES	0	0	18,000	0	0	12,000	12,000

*** END OF REPORT ***

ADOPTED BUDGET REPORT
AS OF: AUGUST 31ST, 2024

68 -JUSTICE COURT TECHNOLOGY

	(----- 2023-2024 -----)				(----- 2024-2025 -----)		
	2021-2022	2022-2023	CURRENT	Y-T-D	PROJECTED	REQUESTED	ADOPTED
	ACTUAL	ACTUAL	BUDGET	ACTUAL	TO YEAR END	BUDGET	BUDGET
BEGINNING FUND BALANCE	3,262	3,657	7,280	7,280	7,280	14,960	14,960
REVENUE SUMMARY							

ALL REVENUE	7,753	8,195	7,010	6,310	7,680	7,700	7,700
TRANSFERS IN	<u>0</u>	<u>0</u>	<u>0</u>	<u>0</u>	<u>0</u>	<u>0</u>	<u>0</u>
TOTAL REVENUES & TRANSFERS IN	<u>7,753</u>	<u>8,195</u>	<u>7,010</u>	<u>6,310</u>	<u>7,680</u>	<u>7,700</u>	<u>7,700</u>
	=====	=====	=====	=====	=====	=====	=====
TOTAL AVAILABLE RESOURCES	11,016	11,852	14,290	13,590	14,960	22,660	22,660
EXPENDITURE SUMMARY							

OTHER EXPENDITURES	7,359	4,573	9,500	0	0	14,500	14,500
TRANSFERS OUT	<u>0</u>	<u>0</u>	<u>0</u>	<u>0</u>	<u>0</u>	<u>0</u>	<u>0</u>
TOTAL EXPENDITURES & TRANSFERS OUT	<u>7,359</u>	<u>4,573</u>	<u>9,500</u>	<u>0</u>	<u>0</u>	<u>14,500</u>	<u>14,500</u>
	=====	=====	=====	=====	=====	=====	=====
SURPLUS / (DEFICIT)	395	3,622	(2,490)	6,310	7,680	(6,800)	(6,800)
ENDING FUND BALANCE	3,657	7,280	4,790	13,590	14,960	8,160	8,160

ADOPTED BUDGET REPORT
AS OF: AUGUST 31ST, 2024

68 -JUSTICE COURT TECHNOLOGY

OTHER EXPENDITURES

DEPARTMENTAL EXPENDITURES

	(----- 2023-2024 -----)				(----- 2024-2025 -----)		
	2021-2022 ACTUAL	2022-2023 ACTUAL	CURRENT BUDGET	Y-T-D ACTUAL	PROJECTED TO YEAR END	REQUESTED BUDGET	ADOPTED BUDGET
<u>DEPARTMENTAL SUPPORT</u>							
695-3320 EQUIPMENT - NON-CAPITAL	210	0	500	0	0	500	500
695-4280 INTERNET SERVICE	<u>2,576</u>	<u>0</u>	<u>3,000</u>	<u>0</u>	<u>0</u>	<u>3,000</u>	<u>3,000</u>
TOTAL DEPARTMENTAL SUPPORT	2,786	0	3,500	0	0	3,500	3,500
<u>REPAIRS & MAINTENANCE</u>							
695-4500 REPAIRS-BUSINESS MACHINES	0	0	0	0	0	0	0
695-4545 TECHNICAL SUPPORT	<u>4,573</u>	<u>4,573</u>	<u>6,000</u>	<u>0</u>	<u>0</u>	<u>6,000</u>	<u>6,000</u>
TOTAL REPAIRS & MAINTENANCE	4,573	4,573	6,000	0	0	6,000	6,000
<u>CAPITAL OUTLAY</u>							
695-5700 CAPITAL OUTLAY-EQUIPMENT	0	0	0	0	0	0	0
695-5750 CAPITAL OUTLAY-SOFTWARE	<u>0</u>	<u>0</u>	<u>0</u>	<u>0</u>	<u>0</u>	<u>0</u>	<u>0</u>
TOTAL CAPITAL OUTLAY	0	0	0	0	0	0	0
<u>7 - 8 (NOT USED)</u>							
695-9000 CONTINGENCY	<u>0</u>	<u>0</u>	<u>0</u>	<u>0</u>	<u>0</u>	<u>5,000</u>	<u>5,000</u>
TOTAL 7 - 8 (NOT USED)	<u>0</u>	<u>0</u>	<u>0</u>	<u>0</u>	<u>0</u>	<u>5,000</u>	<u>5,000</u>
** TOTAL OTHER EXPENDITURES	7,359	4,573	9,500	0	0	14,500	14,500
	=====	=====	=====	=====	=====	=====	=====
TOTAL EXPENDITURES	7,359	4,573	9,500	0	0	14,500	14,500

*** END OF REPORT ***

ADOPTED BUDGET REPORT

AS OF: AUGUST 31ST, 2024

69 -FORFEITURE FUND

	(----- 2023-2024 -----)				(----- 2024-2025 -----)		
	2021-2022	2022-2023	CURRENT	Y-T-D	PROJECTED	REQUESTED	ADOPTED
	ACTUAL	ACTUAL	BUDGET	ACTUAL	TO YEAR END	BUDGET	BUDGET
BEGINNING FUND BALANCE	45,507	45,037	44,787	44,787	44,787	73,496	73,496
REVENUE SUMMARY							

ALL REVENUE	90	376	80	6,361	30,472	1,000	1,000
TRANSFERS IN	<u>0</u>	<u>0</u>	<u>0</u>	<u>0</u>	<u>0</u>	<u>0</u>	<u>0</u>
TOTAL REVENUES & TRANSFERS IN	90	376	80	6,361	30,472	1,000	1,000
	=====	=====	=====	=====	=====	=====	=====
TOTAL AVAILABLE RESOURCES	45,597	45,412	44,867	51,148	75,259	74,496	74,496
EXPENDITURE SUMMARY							

COUNTY ATTORNEY	0	0	0	0	0	1,664	1,664
SHERIFF	560	625	44,400	1,322	1,763	47,000	71,000
TRANSFERS OUT	<u>0</u>	<u>0</u>	<u>0</u>	<u>0</u>	<u>0</u>	<u>0</u>	<u>0</u>
TOTAL EXPENDITURES & TRANSFERS OUT	560	625	44,400	1,322	1,763	48,664	72,664
	=====	=====	=====	=====	=====	=====	=====
SURPLUS / (DEFICIT)	(470)	(249)	(44,320)	5,039	28,709	(47,664)	(71,664)
ENDING FUND BALANCE	45,037	44,787	467	49,826	73,496	25,832	1,832

ADOPTED BUDGET REPORT
AS OF: AUGUST 31ST, 2024

69 -FORFEITURE FUND

SHERIFF

DEPARTMENTAL EXPENDITURES

(----- 2023-2024 -----) (----- 2024-2025 -----)

	2021-2022	2022-2023	CURRENT	Y-T-D	PROJECTED	REQUESTED	ADOPTED
	ACTUAL	ACTUAL	BUDGET	ACTUAL	TO YEAR END	BUDGET	BUDGET
<u>DEPARTMENTAL SUPPORT</u>							
565-3100 BUY MONEY	60	525	1,000	0	0	1,000	1,000
565-3105 CI-INFORMATION	500	100	1,000	0	0	1,000	1,000
565-3320 EQUIPMENT, NON-CAPITAL	0	0	1,000	1,297	1,729	1,000	1,000
565-3510 PARTS & SUPPLIES	0	0	1,400	25	33	4,000	4,000
565-3900 SUBSCRIPTIONS, SOFTWARE	0	0	0	0	0	0	0
565-4150 PUBLISHING LEGAL NOTICES	0	0	0	0	0	0	0
565-4290 CONFERENCE & SEMINARS	0	0	0	0	0	0	0
TOTAL DEPARTMENTAL SUPPORT	560	625	4,400	1,322	1,763	7,000	7,000
<u>REPAIRS & MAINTENANCE</u>							
565-4510 REPAIRS - VEHICLES/EQUIPMENT	0	0	0	0	0	0	0
TOTAL REPAIRS & MAINTENANCE	0	0	0	0	0	0	0
<u>MISCELLANEOUS</u>							
565-4900 MISCELLANEOUS FEES	0	0	0	0	0	0	0
TOTAL MISCELLANEOUS	0	0	0	0	0	0	0
<u>CAPITAL OUTLAY</u>							
565-5300 CAPITAL OUTLAY-BUILDINGS	0	0	0	0	0	0	0
565-5700 CAPITAL OUTLAY-EQUIPMENT	0	0	0	0	0	0	24,000
565-5800 CAPITAL OUTLAY-VEHICLES	0	0	0	0	0	0	0
TOTAL CAPITAL OUTLAY	0	0	0	0	0	0	24,000
<u>7 - 8 (NOT USED)</u>							
565-9000 CONTINGENCY	0	0	40,000	0	0	40,000	40,000
TOTAL 7 - 8 (NOT USED)	0	0	40,000	0	0	40,000	40,000
** TOTAL SHERIFF	560	625	44,400	1,322	1,763	47,000	71,000
	=====	=====	=====	=====	=====	=====	=====
TOTAL EXPENDITURES	560	625	44,400	1,322	1,763	48,664	72,664

*** END OF REPORT ***

ADOPTED BUDGET REPORT
AS OF: AUGUST 31ST, 2024

70 -COUNTY SPECIALTY COURT FU

	(----- 2023-2024 -----)				(----- 2024-2025 -----)		
	2021-2022	2022-2023	CURRENT	Y-T-D	PROJECTED	REQUESTED	ADOPTED
	ACTUAL	ACTUAL	BUDGET	ACTUAL	TO YEAR END	BUDGET	BUDGET
BEGINNING FUND BALANCE	3,587	6,308	10,216	10,216	10,216	14,437	14,437
REVENUE SUMMARY							

ALL REVENUE	2,752	4,131	1,920	4,032	5,021	4,900	4,900
TRANSFERS IN	<u>0</u>	<u>0</u>	<u>0</u>	<u>0</u>	<u>0</u>	<u>0</u>	<u>0</u>
TOTAL REVENUES & TRANSFERS IN	<u>2,752</u>	<u>4,131</u>	<u>1,920</u>	<u>4,032</u>	<u>5,021</u>	<u>4,900</u>	<u>4,900</u>
	=====	=====	=====	=====	=====	=====	=====
TOTAL AVAILABLE RESOURCES	6,339	10,439	12,136	14,247	15,237	19,337	19,337
EXPENDITURE SUMMARY							

OTHER EXPENDITURES	31	223	800	0	800	10,900	10,900
TRANSFERS OUT	<u>0</u>	<u>0</u>	<u>0</u>	<u>0</u>	<u>0</u>	<u>0</u>	<u>0</u>
TOTAL EXPENDITURES & TRANSFERS OUT	<u>31</u>	<u>223</u>	<u>800</u>	<u>0</u>	<u>800</u>	<u>10,900</u>	<u>10,900</u>
	=====	=====	=====	=====	=====	=====	=====
SURPLUS / (DEFICIT)	2,721	3,908	1,120	4,032	4,221	(6,000)	(6,000)
ENDING FUND BALANCE	6,308	10,216	11,336	14,247	14,437	8,437	8,437

ADOPTED BUDGET REPORT
AS OF: AUGUST 31ST, 2024

70 -COUNTY SPECIALTY COURT FU

OTHER EXPENDITURES

DEPARTMENTAL EXPENDITURES

(----- 2023-2024 -----) (----- 2024-2025 -----)

	2021-2022	2022-2023	CURRENT	Y-T-D	PROJECTED	REQUESTED	ADOPTED
	ACTUAL	ACTUAL	BUDGET	ACTUAL	TO YEAR END	BUDGET	BUDGET
<hr/>							
0 - (NOT USED)							
695-0100 INTEREST DISBURSEMENTS	<u>31</u>	<u>223</u>	<u>0</u>	<u>0</u>	<u>800</u>	<u>900</u>	<u>900</u>
TOTAL 0 - (NOT USED)	<u>31</u>	<u>223</u>	<u>0</u>	<u>0</u>	<u>800</u>	<u>900</u>	<u>900</u>
7 - 8 (NOT USED)							
695-9000 CONTINGENCY	<u>0</u>	<u>0</u>	<u>800</u>	<u>0</u>	<u>0</u>	<u>10,000</u>	<u>10,000</u>
TOTAL 7 - 8 (NOT USED)	<u>0</u>	<u>0</u>	<u>800</u>	<u>0</u>	<u>0</u>	<u>10,000</u>	<u>10,000</u>
** TOTAL OTHER EXPENDITURES	<u>31</u>	<u>223</u>	<u>800</u>	<u>0</u>	<u>800</u>	<u>10,900</u>	<u>10,900</u>
	=====	=====	=====	=====	=====	=====	=====
TOTAL EXPENDITURES	31	223	800	0	800	10,900	10,900

*** END OF REPORT ***

ADOPTED BUDGET REPORT
AS OF: AUGUST 31ST, 2024

73 -COURTHOUSE SECURITY FUND

	(----- 2023-2024 -----)				(----- 2024-2025 -----)		
	2021-2022	2022-2023	CURRENT	Y-T-D	PROJECTED	REQUESTED	ADOPTED
	ACTUAL	ACTUAL	BUDGET	ACTUAL	TO YEAR END	BUDGET	BUDGET
BEGINNING FUND BALANCE	44,533	66,992	93,119	93,119	93,119	117,046	117,046
REVENUE SUMMARY							

ALL REVENUE	24,745	26,677	19,135	18,953	24,231	23,100	23,100
TRANSFERS IN	<u>0</u>	<u>0</u>	<u>0</u>	<u>0</u>	<u>0</u>	<u>0</u>	<u>0</u>
TOTAL REVENUES & TRANSFERS IN	<u>24,745</u>	<u>26,677</u>	<u>19,135</u>	<u>18,953</u>	<u>24,231</u>	<u>23,100</u>	<u>23,100</u>
	=====	=====	=====	=====	=====	=====	=====
TOTAL AVAILABLE RESOURCES	69,278	93,669	112,254	112,073	117,350	140,146	140,146
EXPENDITURE SUMMARY							

COURTHOUSE SECURITY	2,285	550	40,389	377	304	40,000	40,000
JP SECURITY	0	0	0	0	0	3,000	3,000
OTHER EXPENDITURES	0	0	0	0	0	50,000	50,000
TRANSFERS OUT	<u>0</u>	<u>0</u>	<u>0</u>	<u>0</u>	<u>0</u>	<u>0</u>	<u>0</u>
TOTAL EXPENDITURES & TRANSFERS OUT	<u>2,285</u>	<u>550</u>	<u>40,389</u>	<u>377</u>	<u>304</u>	<u>93,000</u>	<u>93,000</u>
	=====	=====	=====	=====	=====	=====	=====
SURPLUS / (DEFICIT)	22,460	26,127	(21,254)	18,576	23,927	(69,900)	(69,900)
ENDING FUND BALANCE	66,992	93,119	71,865	111,695	117,046	47,146	47,146

ADOPTED BUDGET REPORT

AS OF: AUGUST 31ST, 2024

73 -COURTHOUSE SECURITY FUND

OTHER EXPENDITURES

DEPARTMENTAL EXPENDITURES

(----- 2023-2024 -----) (----- 2024-2025 -----)

	2021-2022	2022-2023	CURRENT	Y-T-D	PROJECTED	REQUESTED	ADOPTED
	ACTUAL	ACTUAL	BUDGET	ACTUAL	TO YEAR END	BUDGET	BUDGET
7 - 8 (NOT USED)							
695-9000 CONTINGENCY	<u>0</u>	<u>0</u>	<u>0</u>	<u>0</u>	<u>0</u>	<u>50,000</u>	<u>50,000</u>
TOTAL 7 - 8 (NOT USED)	<u>0</u>	<u>0</u>	<u>0</u>	<u>0</u>	<u>0</u>	<u>50,000</u>	<u>50,000</u>
** TOTAL OTHER EXPENDITURES	0	0	0	0	0	50,000	50,000
	=====	=====	=====	=====	=====	=====	=====
TOTAL EXPENDITURES	2,285	550	40,389	377	304	93,000	93,000
TRANSFERS OUT							

700-1000 TRANSFER OUT	<u>0</u>	<u>0</u>	<u>0</u>	<u>0</u>	<u>0</u>	<u>0</u>	<u>0</u>
TOTAL TRANSFERS OUT	0	0	0	0	0	0	0
TOTAL EXPENDITURES & TRANSFERS OUT	2,285	550	40,389	377	304	93,000	93,000
	=====	=====	=====	=====	=====	=====	=====

*** END OF REPORT ***

ADOPTED BUDGET REPORT
AS OF: AUGUST 31ST, 2024

80 -ROAD RIGHT OF WAY FUND

	(----- 2023-2024 -----)			(----- 2024-2025 -----)			
	2021-2022	2022-2023	CURRENT	Y-T-D	PROJECTED	REQUESTED	ADOPTED
	ACTUAL	ACTUAL	BUDGET	ACTUAL	TO YEAR END	BUDGET	BUDGET
BEGINNING FUND BALANCE	48,386	48,483	48,897	48,897	48,897	49,964	49,964
REVENUE SUMMARY							

ALL REVENUE	97	414	100	886	1,067	1,000	1,000
TRANSFERS IN	<u>0</u>	<u>0</u>	<u>0</u>	<u>0</u>	<u>0</u>	<u>0</u>	<u>0</u>
TOTAL REVENUES & TRANSFERS IN	97	414	100	886	1,067	1,000	1,000
	=====	=====	=====	=====	=====	=====	=====
TOTAL AVAILABLE RESOURCES	48,483	48,897	48,997	49,783	49,964	50,964	50,964
EXPENDITURE SUMMARY							

OTHER EXPENDITURES	0	0	48,000	0	0	50,000	50,000
TRANSFERS OUT	<u>0</u>	<u>0</u>	<u>0</u>	<u>0</u>	<u>0</u>	<u>0</u>	<u>0</u>
TOTAL EXPENDITURES & TRANSFERS OUT	0	0	48,000	0	0	50,000	50,000
	=====	=====	=====	=====	=====	=====	=====
SURPLUS / (DEFICIT)	97	414	(47,900)	886	1,067	(49,000)	(49,000)
ENDING FUND BALANCE	48,483	48,897	997	49,783	49,964	964	964

ADOPTED BUDGET REPORT
AS OF: AUGUST 31ST, 2024

80 -ROAD RIGHT OF WAY FUND

OTHER EXPENDITURES

DEPARTMENTAL EXPENDITURES

(----- 2023-2024 -----) (----- 2024-2025 -----)

	2021-2022	2022-2023	CURRENT	Y-T-D	PROJECTED	REQUESTED	ADOPTED
	ACTUAL	ACTUAL	BUDGET	ACTUAL	TO YEAR END	BUDGET	BUDGET
<u>CAPITAL OUTLAY</u>							
695-5660 RIGHT OF WAY	<u>0</u>	<u>0</u>	<u>48,000</u>	<u>0</u>	<u>0</u>	<u>50,000</u>	<u>50,000</u>
TOTAL CAPITAL OUTLAY	0	0	48,000	0	0	50,000	50,000
<u>7 - 8 (NOT USED)</u>							
695-9000 CONTINGENCY	<u>0</u>	<u>0</u>	<u>0</u>	<u>0</u>	<u>0</u>	<u>0</u>	<u>0</u>
TOTAL 7 - 8 (NOT USED)	0	0	0	0	0	0	0
** TOTAL OTHER EXPENDITURES	0	0	48,000	0	0	50,000	50,000
	=====	=====	=====	=====	=====	=====	=====
TOTAL EXPENDITURES	0	0	48,000	0	0	50,000	50,000
<u>TRANSFERS OUT</u>							

700-1020 TRANSFER OUT - R&B GENERAL	<u>0</u>	<u>0</u>	<u>0</u>	<u>0</u>	<u>0</u>	<u>0</u>	<u>0</u>
TOTAL TRANSFERS OUT	0	0	0	0	0	0	0
TOTAL EXPENDITURES & TRANSFERS OUT	0	0	48,000	0	0	50,000	50,000
	=====	=====	=====	=====	=====	=====	=====

*** END OF REPORT ***

ADOPTED BUDGET REPORT
AS OF: AUGUST 31ST, 2024

92 -ELECTION SERVICES FUND

	(----- 2023-2024 -----)				(----- 2024-2025 -----)		
	2021-2022	2022-2023	CURRENT	Y-T-D	PROJECTED	REQUESTED	ADOPTED
	ACTUAL	ACTUAL	BUDGET	ACTUAL	TO YEAR END	BUDGET	BUDGET
BEGINNING FUND BALANCE	12,894	16,123	11,208	11,208	11,208	12,961	12,961
REVENUE SUMMARY							

ALL REVENUE	5,022	3,305	3,600	11,702	4,903	3,600	3,600
TRANSFERS IN	<u>0</u>	<u>0</u>	<u>0</u>	<u>0</u>	<u>0</u>	<u>0</u>	<u>0</u>
TOTAL REVENUES & TRANSFERS IN	5,022	3,305	3,600	11,702	4,903	3,600	3,600
	=====	=====	=====	=====	=====	=====	=====
TOTAL AVAILABLE RESOURCES	17,916	19,429	14,808	22,910	16,111	16,561	16,561
EXPENDITURE SUMMARY							

ELECTIONS	1,792	8,221	14,300	3,150	3,150	14,300	14,300
TRANSFERS OUT	<u>0</u>	<u>0</u>	<u>0</u>	<u>0</u>	<u>0</u>	<u>0</u>	<u>0</u>
TOTAL EXPENDITURES & TRANSFERS OUT	1,792	8,221	14,300	3,150	3,150	14,300	14,300
	=====	=====	=====	=====	=====	=====	=====
SURPLUS / (DEFICIT)	3,230	(4,916)	(10,700)	8,552	1,753	(10,700)	(10,700)
ENDING FUND BALANCE	16,123	11,208	508	19,760	12,961	2,261	2,261

ADOPTED BUDGET REPORT
AS OF: AUGUST 31ST, 2024

92 -ELECTION SERVICES FUND

ELECTIONS

DEPARTMENTAL EXPENDITURES

		(----- 2023-2024 -----)			(----- 2024-2025 -----)		
	2021-2022	2022-2023	CURRENT	Y-T-D	PROJECTED	REQUESTED	ADOPTED
	ACTUAL	ACTUAL	BUDGET	ACTUAL	TO YEAR END	BUDGET	BUDGET
<u>DEPARTMENTAL SUPPORT</u>							
490-3320	EQUIPMENT - NON-CAPITAL	700	1,501	2,800	2,633	2,633	2,800
490-3510	PARTS & SUPPLIES	1,092	630	1,500	517	517	1,500
490-4290	CONFERENCE & SEMINARS	<u>0</u>	<u>0</u>	<u>1,500</u>	<u>0</u>	<u>0</u>	<u>1,500</u>
TOTAL DEPARTMENTAL SUPPORT		1,792	2,131	5,800	3,150	3,150	5,800
<u>REPAIRS & MAINTENANCE</u>							
490-4500	REPAIRS-BUSINESS MACHINES	0	0	1,000	0	0	1,000
490-4545	TECHNICAL SUPPORT	<u>0</u>	<u>0</u>	<u>500</u>	<u>0</u>	<u>0</u>	<u>500</u>
TOTAL REPAIRS & MAINTENANCE		0	0	1,500	0	0	1,500
<u>CONTRACTUAL/PROFESSIONAL</u>							
490-4825	ELECTION EXPENSE, CONTRACTUAL	<u>0</u>	<u>0</u>	<u>1,000</u>	<u>0</u>	<u>0</u>	<u>1,000</u>
TOTAL CONTRACTUAL/PROFESSIONAL		0	0	1,000	0	0	1,000
<u>CAPITAL OUTLAY</u>							
490-5700	CAPITAL OUTLAY, EQUIPMENT	<u>0</u>	<u>6,090</u>	<u>6,000</u>	<u>0</u>	<u>0</u>	<u>6,000</u>
TOTAL CAPITAL OUTLAY		<u>0</u>	<u>6,090</u>	<u>6,000</u>	<u>0</u>	<u>0</u>	<u>6,000</u>
** TOTAL ELECTIONS		1,792	8,221	14,300	3,150	3,150	14,300
		=====	=====	=====	=====	=====	=====
TOTAL EXPENDITURES		1,792	8,221	14,300	3,150	3,150	14,300
<u>TRANSFERS OUT</u>							

700-1010	TRANSFER OUT-GENERAL FUND	<u>0</u>	<u>0</u>	<u>0</u>	<u>0</u>	<u>0</u>	<u>0</u>
TOTAL TRANSFERS OUT		0	0	0	0	0	0
TOTAL EXPENDITURES & TRANSFERS OUT		1,792	8,221	14,300	3,150	3,150	14,300
		=====	=====	=====	=====	=====	=====

*** END OF REPORT ***

ADOPTED BUDGET REPORT
AS OF: AUGUST 31ST, 2024

93 -LEOSE FUNDS

	(----- 2023-2024 -----)			(----- 2024-2025 -----)			
	2021-2022	2022-2023	CURRENT	Y-T-D	PROJECTED	REQUESTED	ADOPTED
	ACTUAL	ACTUAL	BUDGET	ACTUAL	TO YEAR END	BUDGET	BUDGET
BEGINNING FUND BALANCE	28,107	30,058	(4,256)	(4,256)	(4,256)	(5,934)	(5,934)
REVENUE SUMMARY							

ALL REVENUE	4,983	5,405	5,835	9,431	9,497	5,835	5,835
TRANSFERS IN	<u>0</u>	<u>0</u>	<u>0</u>	<u>0</u>	<u>0</u>	<u>0</u>	<u>0</u>
TOTAL REVENUES & TRANSFERS IN	4,983	5,405	5,835	9,431	9,497	5,835	5,835
	=====	=====	=====	=====	=====	=====	=====
TOTAL AVAILABLE RESOURCES	33,090	35,462	1,579	5,174	5,241	(99)	(99)
EXPENDITURE SUMMARY							

OTHER EXPENDITURES	3,032	7,533	33,000	11,894	11,175	27,000	27,000
TRANSFERS OUT	<u>0</u>	<u>0</u>	<u>0</u>	<u>0</u>	<u>0</u>	<u>0</u>	<u>0</u>
TOTAL EXPENDITURES & TRANSFERS OUT	3,032	7,533	33,000	11,894	11,175	27,000	27,000
	=====	=====	=====	=====	=====	=====	=====
SURPLUS / (DEFICIT)	1,950	(2,128)	(27,165)	(2,463)	(1,678)	(21,165)	(21,165)
ENDING FUND BALANCE	30,058	27,929	(31,421)	(6,719)	(5,934)	(27,099)	(27,099)

ADOPTED BUDGET REPORT

AS OF: AUGUST 31ST, 2024

93 -LEOSE FUNDS

OTHER EXPENDITURES

DEPARTMENTAL EXPENDITURES

		(----- 2023-2024 -----)				(----- 2024-2025 -----)		
		2021-2022	2022-2023	CURRENT	Y-T-D	PROJECTED	REQUESTED	ADOPTED
		ACTUAL	ACTUAL	BUDGET	ACTUAL	TO YEAR END	BUDGET	BUDGET
<hr/>								
<u>DEPARTMENTAL SUPPORT</u>								
695-4290	CONFERENCE & SEMINARS	0	1,829	13,000	10,340	9,621	8,000	8,000
695-4291	CONSTABLE #1-CONF./TRAINING	0	0	6,000	0	0	6,000	6,000
695-4292	CONSTABLE #2-CONF./TRAINING	950	1,784	3,000	1,544	1,544	3,000	3,000
695-4293	CONSTABLE #3-CONF./TRAINING	917	197	2,000	10	10	3,000	3,000
695-4294	CONSTABLE #4-CONF./TRAINING	<u>1,166</u>	<u>3,722</u>	<u>9,000</u>	<u>0</u>	<u>0</u>	<u>7,000</u>	<u>7,000</u>
TOTAL DEPARTMENTAL SUPPORT		3,032	7,533	33,000	11,894	11,175	27,000	27,000
<u>MISCELLANEOUS</u>								
695-4995	PRIOR YEAR EXPENDITURES	<u>0</u>	<u>0</u>	<u>0</u>	<u>0</u>	<u>0</u>	<u>0</u>	<u>0</u>
TOTAL MISCELLANEOUS		0	0	0	0	0	0	0
<u>7 - 8 (NOT USED)</u>								
695-9000	CONTINGENCY	<u>0</u>	<u>0</u>	<u>0</u>	<u>0</u>	<u>0</u>	<u>0</u>	<u>0</u>
TOTAL 7 - 8 (NOT USED)		<u>0</u>	<u>0</u>	<u>0</u>	<u>0</u>	<u>0</u>	<u>0</u>	<u>0</u>
** TOTAL OTHER EXPENDITURES		3,032	7,533	33,000	11,894	11,175	27,000	27,000
		=====	=====	=====	=====	=====	=====	=====
TOTAL EXPENDITURES		3,032	7,533	33,000	11,894	11,175	27,000	27,000

PERMANENT NOTES:

Fund Balances are designated and reserved at the end of each year by department per statutes.

*** END OF REPORT ***

ADOPTED BUDGET REPORT
AS OF: AUGUST 31ST, 2024

95 -CO ATTY PRETRIAL DIVERSIO

	(----- 2023-2024 -----)				(----- 2024-2025 -----)		
	2021-2022	2022-2023	CURRENT	Y-T-D	PROJECTED	REQUESTED	ADOPTED
	ACTUAL	ACTUAL	BUDGET	ACTUAL	TO YEAR END	BUDGET	BUDGET
BEGINNING FUND BALANCE	26,701	27,828	33,543	33,543	33,543	33,575	33,575
REVENUE SUMMARY	-----						
ALL REVENUE	5,804	12,281	12,040	6,104	6,723	9,750	9,750
TRANSFERS IN	<u>0</u>	<u>0</u>	<u>0</u>	<u>0</u>	<u>0</u>	<u>0</u>	<u>0</u>
TOTAL REVENUES & TRANSFERS IN	5,804	12,281	12,040	6,104	6,723	9,750	9,750
	=====	=====	=====	=====	=====	=====	=====
TOTAL AVAILABLE RESOURCES	32,506	40,109	45,583	39,648	40,266	43,325	43,325
EXPENDITURE SUMMARY	-----						
COUNTY ATTORNEY	4,678	6,566	18,811	6,071	6,691	18,773	18,773
TRANSFERS OUT	<u>0</u>	<u>0</u>	<u>0</u>	<u>0</u>	<u>0</u>	<u>0</u>	<u>0</u>
TOTAL EXPENDITURES & TRANSFERS OUT	4,678	6,566	18,811	6,071	6,691	18,773	18,773
	=====	=====	=====	=====	=====	=====	=====
SURPLUS / (DEFICIT)	1,126	5,715	(6,771)	33	32	(9,023)	(9,023)
ENDING FUND BALANCE	27,828	33,543	26,772	33,576	33,575	24,552	24,552

ADOPTED BUDGET REPORT
AS OF: AUGUST 31ST, 2024

95 -CO ATTY PRETRIAL DIVERSIO

COUNTY ATTORNEY

DEPARTMENTAL EXPENDITURES

(----- 2023-2024 -----) (----- 2024-2025 -----)

	2021-2022	2022-2023	CURRENT	Y-T-D	PROJECTED	REQUESTED	ADOPTED
	ACTUAL	ACTUAL	BUDGET	ACTUAL	TO YEAR END	BUDGET	BUDGET
<u>SALARIES & WAGES</u>							
475-1020 SALARY, EMPLOYEES	<u>3,808</u>	<u>4,048</u>	<u>7,500</u>	<u>4,407</u>	<u>5,096</u>	<u>7,500</u>	<u>7,500</u>
TOTAL SALARIES & WAGES	3,808	4,048	7,500	4,407	5,096	7,500	7,500
<u>BENEFITS & EXPENDITURES</u>							
475-2010 SOCIAL SECURITY	274	291	574	325	374	574	574
475-2020 RETIREMENT	260	398	807	424	480	771	771
475-2040 DEATH BENEFITS	17	13	25	12	14	24	24
475-2090 UNEMPLOYMENT INSURANCE	<u>0</u>	<u>0</u>	<u>5</u>	<u>(0)</u>	<u>(0)</u>	<u>4</u>	<u>4</u>
TOTAL BENEFITS & EXPENDITURES	550	702	1,411	760	868	1,373	1,373
<u>DEPARTMENTAL SUPPORT</u>							
475-3050 SURETY & NOTARY BONDS	0	0	0	0	0	0	0
475-3060 ASSOCIATION & MEMBERSHIP DUES	0	0	0	0	0	0	0
475-3110 OFFICE SUPPLIES	414	765	1,500	504	727	1,500	1,500
475-3120 POSTAGE	0	0	400	400	0	400	400
475-3320 EQUIPMENT - NON-CAPITAL	0	0	0	0	0	0	0
475-4290 CONFERENCE & SEMINARS	<u>(94)</u>	<u>1,050</u>	<u>3,000</u>	<u>0</u>	<u>0</u>	<u>3,000</u>	<u>3,000</u>
TOTAL DEPARTMENTAL SUPPORT	319	1,815	4,900	904	727	4,900	4,900
<u>7 - 8 (NOT USED)</u>							
475-9000 CONTINGENCY	<u>0</u>	<u>0</u>	<u>5,000</u>	<u>0</u>	<u>0</u>	<u>5,000</u>	<u>5,000</u>
TOTAL 7 - 8 (NOT USED)	<u>0</u>	<u>0</u>	<u>5,000</u>	<u>0</u>	<u>0</u>	<u>5,000</u>	<u>5,000</u>
** TOTAL COUNTY ATTORNEY	<u>4,678</u>	<u>6,566</u>	<u>18,811</u>	<u>6,071</u>	<u>6,691</u>	<u>18,773</u>	<u>18,773</u>
	=====	=====	=====	=====	=====	=====	=====
TOTAL EXPENDITURES	4,678	6,566	18,811	6,071	6,691	18,773	18,773

*** END OF REPORT ***

ADOPTED BUDGET REPORT
AS OF: AUGUST 31ST, 2024

96 -COURT FACILITY FEE FUND

	(----- 2023-2024 -----)				(----- 2024-2025 -----)		
	2021-2022	2022-2023	CURRENT	Y-T-D	PROJECTED	REQUESTED	ADOPTED
	ACTUAL	ACTUAL	BUDGET	ACTUAL	TO YEAR END	BUDGET	BUDGET
BEGINNING FUND BALANCE	0	5,084	12,554	12,554	12,554	19,989	19,989
REVENUE SUMMARY							

ALL REVENUE	5,084	7,470	0	6,398	7,435	7,000	7,000
TRANSFERS IN	<u>0</u>	<u>0</u>	<u>0</u>	<u>0</u>	<u>0</u>	<u>0</u>	<u>0</u>
TOTAL REVENUES & TRANSFERS IN	5,084	7,470	0	6,398	7,435	7,000	7,000
	=====	=====	=====	=====	=====	=====	=====
TOTAL AVAILABLE RESOURCES	5,084	12,554	12,554	18,951	19,989	26,989	26,989
EXPENDITURE SUMMARY							

PUBLIC FACILITY	0	0	0	0	0	15,000	15,000
TRANSFERS OUT	<u>0</u>	<u>0</u>	<u>0</u>	<u>0</u>	<u>0</u>	<u>0</u>	<u>0</u>
TOTAL EXPENDITURES & TRANSFERS OUT	0	0	0	0	0	15,000	15,000
	=====	=====	=====	=====	=====	=====	=====
SURPLUS / (DEFICIT)	5,084	7,470	0	6,398	7,435	(8,000)	(8,000)
ENDING FUND BALANCE	5,084	12,554	12,554	18,951	19,989	11,989	11,989

ADOPTED BUDGET REPORT

AS OF: AUGUST 31ST, 2024

96 -COURT FACILITY FEE FUND

PUBLIC FACILITY

DEPARTMENTAL EXPENDITURES

(----- 2023-2024 -----) (----- 2024-2025 -----)

	2021-2022	2022-2023	CURRENT	Y-T-D	PROJECTED	REQUESTED	ADOPTED
	ACTUAL	ACTUAL	BUDGET	ACTUAL	TO YEAR END	BUDGET	BUDGET
7 - 8 (NOT USED)							
510-9000 CONTINGENCY	<u>0</u>	<u>0</u>	<u>0</u>	<u>0</u>	<u>0</u>	<u>15,000</u>	<u>15,000</u>
TOTAL 7 - 8 (NOT USED)	<u>0</u>	<u>0</u>	<u>0</u>	<u>0</u>	<u>0</u>	<u>15,000</u>	<u>15,000</u>
** TOTAL PUBLIC FACILITY	0	0	0	0	0	15,000	15,000
	=====	=====	=====	=====	=====	=====	=====
TOTAL EXPENDITURES	0	0	0	0	0	15,000	15,000

*** END OF REPORT ***

ADOPTED BUDGET REPORT
AS OF: AUGUST 31ST, 2024

97 -LANGUAGE ACCESS FUND

	(----- 2023-2024 -----)				(----- 2024-2025 -----)		
	2021-2022	2022-2023	CURRENT	Y-T-D	PROJECTED	REQUESTED	ADOPTED
	ACTUAL	ACTUAL	BUDGET	ACTUAL	TO YEAR END	BUDGET	BUDGET
BEGINNING FUND BALANCE	0	1,393	3,376	3,376	3,376	5,373	5,373
REVENUE SUMMARY							

ALL REVENUE	1,393	1,983	0	1,866	1,997	1,800	1,800
TRANSFERS IN	<u>0</u>	<u>0</u>	<u>0</u>	<u>0</u>	<u>0</u>	<u>0</u>	<u>0</u>
TOTAL REVENUES & TRANSFERS IN	<u>1,393</u>	<u>1,983</u>	<u>0</u>	<u>1,866</u>	<u>1,997</u>	<u>1,800</u>	<u>1,800</u>
	=====	=====	=====	=====	=====	=====	=====
TOTAL AVAILABLE RESOURCES	1,393	3,376	3,376	5,242	5,373	7,173	7,173
EXPENDITURE SUMMARY							

OTHER EXPENDITURES	0	0	0	0	0	5,000	5,000
TRANSFERS OUT	<u>0</u>	<u>0</u>	<u>0</u>	<u>0</u>	<u>0</u>	<u>0</u>	<u>0</u>
TOTAL EXPENDITURES & TRANSFERS OUT	<u>0</u>	<u>0</u>	<u>0</u>	<u>0</u>	<u>0</u>	<u>5,000</u>	<u>5,000</u>
	=====	=====	=====	=====	=====	=====	=====
SURPLUS / (DEFICIT)	1,393	1,983	0	1,866	1,997	(3,200)	(3,200)
ENDING FUND BALANCE	1,393	3,376	3,376	5,242	5,373	2,173	2,173

ADOPTED BUDGET REPORT

AS OF: AUGUST 31ST, 2024

97 -LANGUAGE ACCESS FUND

OTHER EXPENDITURES

DEPARTMENTAL EXPENDITURES

(----- 2023-2024 -----) (----- 2024-2025 -----)

	2021-2022	2022-2023	CURRENT	Y-T-D	PROJECTED	REQUESTED	ADOPTED
	ACTUAL	ACTUAL	BUDGET	ACTUAL	TO YEAR END	BUDGET	BUDGET
<hr/>							
<u>MISCELLANEOUS</u>							
695-4960 INTERPRETER EXPENSE	<u>0</u>	<u>0</u>	<u>0</u>	<u>0</u>	<u>0</u>	<u>5,000</u>	<u>5,000</u>
TOTAL MISCELLANEOUS	<u>0</u>	<u>0</u>	<u>0</u>	<u>0</u>	<u>0</u>	<u>5,000</u>	<u>5,000</u>
** TOTAL OTHER EXPENDITURES	0	0	0	0	0	5,000	5,000
	=====	=====	=====	=====	=====	=====	=====
TOTAL EXPENDITURES	0	0	0	0	0	5,000	5,000

*** END OF REPORT ***

ADOPTED BUDGET REPORT
AS OF: AUGUST 31ST, 2024

98 -COURT-INITIATED GUARDIANS

	(----- 2023-2024 -----)				(----- 2024-2025 -----)		
	2021-2022	2022-2023	CURRENT	Y-T-D	PROJECTED	REQUESTED	ADOPTED
	ACTUAL	ACTUAL	BUDGET	ACTUAL	TO YEAR END	BUDGET	BUDGET
BEGINNING FUND BALANCE	0	2,580	6,180	6,180	6,180	9,540	9,540
REVENUE SUMMARY							

ALL REVENUE	2,580	3,600	0	2,190	3,360	3,200	3,200
TRANSFERS IN	<u>0</u>	<u>0</u>	<u>0</u>	<u>0</u>	<u>0</u>	<u>0</u>	<u>0</u>
TOTAL REVENUES & TRANSFERS IN	<u>2,580</u>	<u>3,600</u>	<u>0</u>	<u>2,190</u>	<u>3,360</u>	<u>3,200</u>	<u>3,200</u>
	=====	=====	=====	=====	=====	=====	=====
TOTAL AVAILABLE RESOURCES	2,580	6,180	6,180	8,370	9,540	12,740	12,740
EXPENDITURE SUMMARY							

COUNTY COURT	0	0	0	0	0	8,000	8,000
TRANSFERS OUT	<u>0</u>	<u>0</u>	<u>0</u>	<u>0</u>	<u>0</u>	<u>0</u>	<u>0</u>
TOTAL EXPENDITURES & TRANSFERS OUT	<u>0</u>	<u>0</u>	<u>0</u>	<u>0</u>	<u>0</u>	<u>8,000</u>	<u>8,000</u>
	=====	=====	=====	=====	=====	=====	=====
SURPLUS / (DEFICIT)	2,580	3,600	0	2,190	3,360	(4,800)	(4,800)
ENDING FUND BALANCE	2,580	6,180	6,180	8,370	9,540	4,740	4,740

ADOPTED BUDGET REPORT

AS OF: AUGUST 31ST, 2024

98 -COURT-INITIATED GUARDIANS

COUNTY COURT

DEPARTMENTAL EXPENDITURES

(----- 2023-2024 -----) (----- 2024-2025 -----)

	2021-2022	2022-2023	CURRENT	Y-T-D	PROJECTED	REQUESTED	ADOPTED
	ACTUAL	ACTUAL	BUDGET	ACTUAL	TO YEAR END	BUDGET	BUDGET
<hr/>							
<u>CONTRACTUAL/PROFESSIONAL</u>							
426-4715 CT.APPT.ATTY-GUARDIANSHIPS	0	0	0	0	0	4,000	4,000
426-4725 CT.APPT.GUARDIAN AD LITEM	<u>0</u>	<u>0</u>	<u>0</u>	<u>0</u>	<u>0</u>	<u>4,000</u>	<u>4,000</u>
TOTAL CONTRACTUAL/PROFESSIONAL	<u>0</u>	<u>0</u>	<u>0</u>	<u>0</u>	<u>0</u>	<u>8,000</u>	<u>8,000</u>
** TOTAL COUNTY COURT	0	0	0	0	0	8,000	8,000
	=====	=====	=====	=====	=====	=====	=====
TOTAL EXPENDITURES	0	0	0	0	0	8,000	8,000

*** END OF REPORT ***